


Van Buren County



APPORTIONMENT REPORT

2014

Final Apportionment - Approval by Board of Commissioners October 27, 2014

TABLE OF CONTENTS


TOPIC

PAGES

INTRODUCTION LETTER	i
MCL 211.37	ii
REVENUE COMPARISON GRAPH	1
CERTIFIED TAX MILLAGE RATES	2-15
REVENUE DOLLARS PER INDIVIDUAL UNIT	16-65

TOTAL PAGES

SCHOOL TAX DOLLARS BY DISTRICT	66-67
INTERMEDIATE SCHOOL TAX DOLLARS BY DISTRICT	68
COMMUNITY COLLEGE TAX DOLLARS BY UNIT	69
STATE EDUCATION TAX DOLLARS BY UNIT	70
COUNTY TAX DOLLARS BY UNIT	71
INDIVIDUAL UNIT TAX DOLLARS	72
LIBRARY TAX DOLLARS BY UNIT	73
RENAISSANCE ZONES	74



DEPARTMENT OF LAND SERVICES

*EQUALIZATION, LAND MANAGEMENT, GIS MAPPING,
PLANNING & ECONOMIC DEVELOPMENT,
BROWNFIELD REDEVELOPMENT AUTHORITY*

219 PAW PAW STREET, SUITE 302
PAW PAW, MI 49079-1423
PHONE (269) 657-8243 x16 FAX (269) 657-8235

Date: October 13, 2014

To: Users of this report

From: Edward VanderVries, Director

This report is for information purposes only.

In using this report, I caution that the millage rates on pages 2 thru 15 do **not** include any tax levies for special assessments, IFT tax levies, tax administration fees, delinquent interests or penalties. Some special assessment totals do appear **for information purposes only** in the separate unit totals between pages 16 thru 65.

If you need exact figures on individual parcels, please contact your unit or county treasurer.

I wish to thank the following people for the information and assistance they each supplied:

Karen Makay, County Treasurer

Tina Leary, County Clerk

THE GENERAL PROPERTY TAX ACT (EXCERPT)
Act 206 of 1893

211.37 County board of commissioners; determination of money for county purposes; apportionment of money, state tax, and indebtedness of county; correction of certificates, statements, papers, records or proceedings; spread of money on assessment rolls; applicability of section.

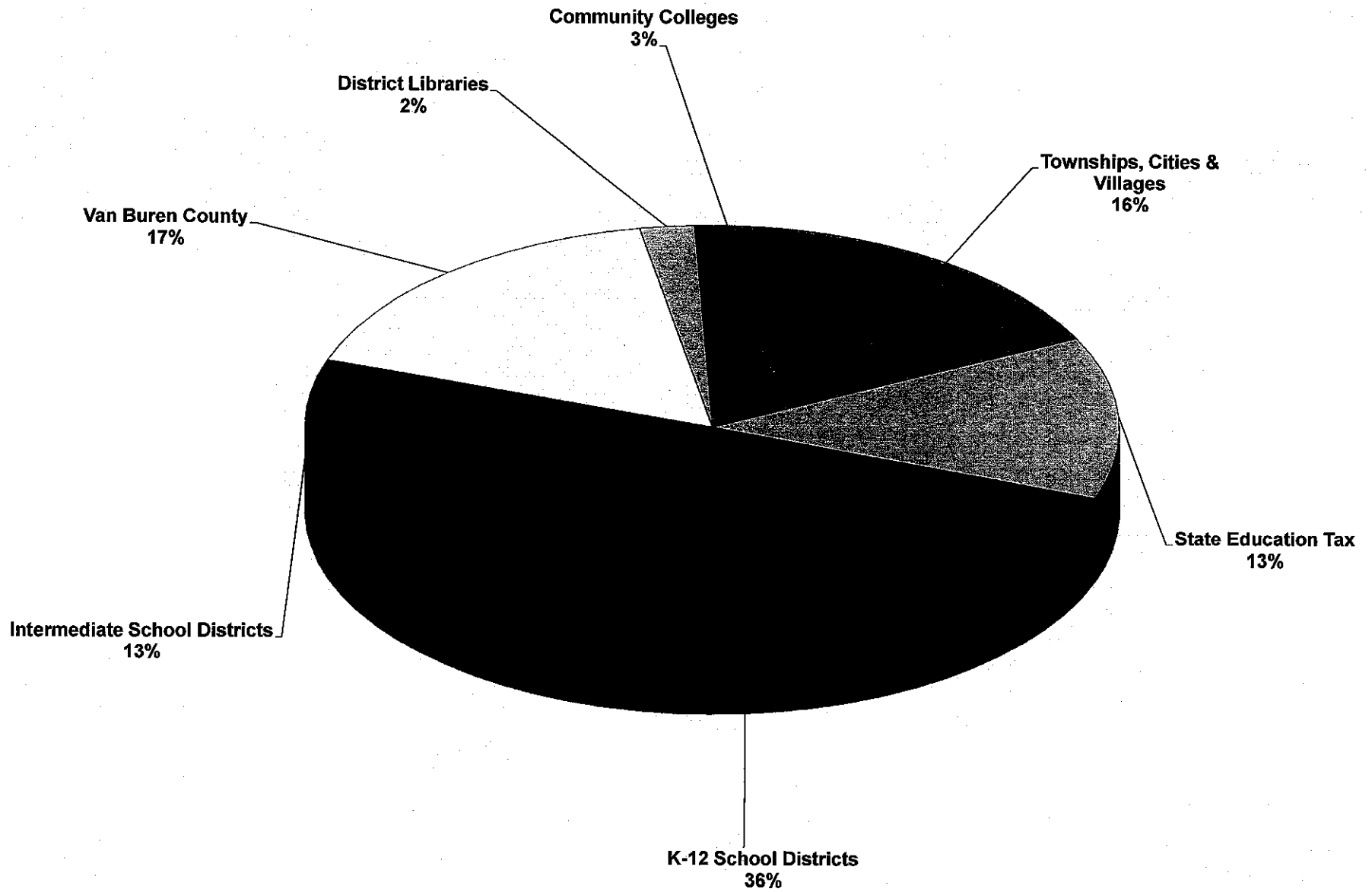
Sec. 37.

The county board of commissioners, at a session held not later than October 31 in each year, shall ascertain and determine the amount of money to be raised for county purposes, and shall apportion the amount and also the amount of the state tax and indebtedness of the county to the state among the several townships in the county in proportion to the valuation of the taxable real and personal property as determined by the board, or as determined by the state tax commission upon appeal in the manner provided by law for that year, which determination and apportionment shall be entered at large on county records. The board, at a session held not later than October 31 in each year, shall also examine all certificates, statements, papers, and records submitted to it, showing the money to be raised in the several townships for school, highway, drain, township, and other purposes. It shall hear and consider all objections made to raising that money by any taxpayer affected. If it appears to the board that any certificate, statement, paper, or record is not properly certified or is in any way defective, or that any proceeding to authorize the raising of the money has not been had or is in any way imperfect, the board shall verify the same, and if the certificate, statement, paper, record, or proceeding can then be corrected, supplied, or had, the board shall authorize and require the defects or omissions of proceedings to be corrected, supplied, or had. The board may refer any or all the certificates, statements, papers, records, and proceedings to the prosecuting attorney, who shall investigate and without delay report in writing his or her opinion to the board. The board shall direct that the money proposed to be raised for township, school, highway, drain, and all other purposes authorized by law shall be spread upon the assessment roll of the proper townships, wards, and cities. This action and direction shall be entered in full upon the records of the proceedings of the board and shall be final as to the levy and assessment of all the taxes, except if there is a change made in the equalization of any county by the state tax commission upon appeal in the manner provided by law. The direction for spread of taxes shall be expressed in terms of millages to be spread against the taxable values of properties and shall not direct the raising of any specific amount of money. This section does not apply when section 36(2) applies and shall not prevent the township clerk from providing a certification to the county clerk pursuant to section 36(1). If a certification is provided pursuant to section 36(1), the county board of commissioners shall meet and direct or amend its direction for the spread of millages by local units in the county pursuant to the certification.

History: 1893, Act 206, Eff. June 12, 1893 ;-- CL 1897, 3860 ;-- Am. 1909, Act 292, Eff. Sept. 1, 1909 ;-- Am. 1913, Act 201, Eff. Aug. 14, 1913 ;-- CL 1915, 4031 ;-- CL 1929, 3425 ;-- CL 1948, 211.37 ;-- Am. 1968, Act 347, Eff. Nov. 15, 1968 ;-- Am. 1973, Act 135, Imd. Eff. Nov. 2, 1973 ;-- Am. 1994, Act 415, Imd. Eff. Dec. 29, 1994 ;-- Am. 2009, Act 49, Imd. Eff. June 18, 2009

Popular Name: Act 206

**VAN BUREN COUNTY
2014 PROPERTY TAX
APPORTIONED BY CATEGORY**



**2014 VAN BUREN COUNTY
CERTIFIED TAX RATES
(PER \$1000 OF TAXABLE VALUE)**

STATE CODE	PUBLIC SCHOOL NAME BY ASSESSING UNIT	K-12 SCHOOLS				COLLEGE	ISD		TWP/CITIES/VILLAGES			AUTHORITY		COUNTY		TOTAL
		S.E.T.	NON - PRE TAX	EXTRA VOTED	DEBT	OPER	ALLOC OPERATING	VOTED OPER	ALLOC CHARTER	VOTED OPER	DEBT	LIBRARY	Debt	ALLOC OPER	EXTRA VOTED	TOTAL MILLS
ALMENA TOWNSHIP																
80110	Gobles-Sum	6.0000														
	Gobles - Win				9.0000		0.1414	5.8314	0.7776	2.1336		0.8917		4.4719		10.4719
	TOTAL - HOME	6.0000	-	-	9.0000	-	0.1414	5.8314	0.7776	2.1336	-	0.8917		4.4719	2.7002	31.9478
80110	Gobles-Sum	6.0000														
	Gobles - Win		18.0000		9.0000		0.1414	5.8314	0.7776	2.1336		0.8917		4.4719		10.4719
	TOTAL - NON-HOME	6.0000	18.0000	-	9.0000	-	0.1414	5.8314	0.7776	2.1336	-	0.8917		4.4719	2.7002	49.9478
80150	Mattawan - Sum	6.0000														
	Mattawan - Win				4.3400	2.8135	0.1414	5.8314	0.7776	2.1336		0.8917		4.4719		10.4719
	TOTAL - HOME	6.0000	-	-	4.3400	2.8135	0.1414	5.8314	0.7776	2.1336	-	0.8917		4.4719	2.7002	19.6294
80150	Mattawan - Sum	6.0000														
	Mattawan - Win		18.0000		4.3400	2.8135	0.1414	5.8314	0.7776	2.1336		0.8917		4.4719		10.4719
	TOTAL - NON-HOME	6.0000	18.0000	-	4.3400	2.8135	0.1414	5.8314	0.7776	2.1336	-	0.8917		4.4719	2.7002	37.6294
80160	Paw Paw - Sum	6.0000														
	Paw Paw - Win				8.2000		0.1414	5.8314	0.7776	2.1336		1.7507	0.4309	4.4719		10.4719
	TOTAL - HOME	6.0000	-	-	8.2000	-	0.1414	5.8314	0.7776	2.1336	-	1.7507	0.4309	4.4719	2.7002	21.9658
80160	Paw Paw - Sum	6.0000														
	Paw Paw - Win		18.0000		8.2000		0.1414	5.8314	0.7776	2.1336		1.7507	0.4309	4.4719		10.4719
	TOTAL - NON-HOME	6.0000	18.0000	-	8.2000	-	0.1414	5.8314	0.7776	2.1336	-	1.7507	0.4309	4.4719	2.7002	39.9658
ANTWERP TOWNSHIP																
80140	Lawton - Sum	6.0000														
	Lawton - Win				9.1000		0.1414	5.8314	0.8847	0.2500		0.8917		4.4719		10.4719
	TOTAL-HOME	6.0000	-	-	9.1000	-	0.1414	5.8314	0.8847	0.2500	-	0.8917		4.4719	2.7002	19.7994
80140	Lawton - Sum	6.0000														
	Lawton - Win		17.6796		9.1000		0.1414	5.8314	0.8847	0.2500		0.8917		4.4719		10.4719
	TOTAL - NON-HOME	6.0000	17.6796	-	9.1000	-	0.1414	5.8314	0.8847	0.2500	-	0.8917		4.4719	2.7002	37.4790
80150	Mattawan - Sum	6.0000														
	Mattawan - Win				4.3400	2.8135	0.1414	5.8314	0.8847	0.2500		0.8917		4.4719		10.4719
	TOTAL-HOME	6.0000	-	-	4.3400	2.8135	0.1414	5.8314	0.8847	0.2500	-	0.8917		4.4719	2.7002	17.8529

**2014 VAN BUREN COUNTY
CERTIFIED TAX RATES
(PER \$1000 OF TAXABLE VALUE)**

STATE CODE	PUBLIC SCHOOL NAME BY ASSESSING UNIT	K-12 SCHOOLS				COLLEGE	ISD		TWP/CITIES/VILLAGES			AUTHORITY		COUNTY		TOTAL
		S.E.T.	NON - PRE TAX	EXTRA VOTED	DEBT	OPER	ALLOC OPERATING	VOTED OPER	ALLOC CHARTER	VOTED OPER	DEBT	LIBRARY	Debt	ALLOC OPER	EXTRA VOTED	TOTAL MILLS
80150	Mattawan - Sum	6.0000														10.4719
	Mattawan - Win		18.0000		4.3400	2.8135	0.1414	5.8314	0.8847	0.2500		0.8917				35.8529
	TOTAL - NON-HOME	6.0000	18.0000	-	4.3400	2.8135	0.1414	5.8314	0.8847	0.2500	-	0.8917		4.4719	2.7002	46.3248
80160	Paw Paw - Sum	6.0000														10.4719
	Paw Paw - Win				8.2000		0.1414	5.8314	0.8847	0.2500		1.7507	0.4309		2.7002	20.1893
	TOTAL-HOME	6.0000	-	-	8.2000	-	0.1414	5.8314	0.8847	0.2500	-	1.7507	0.4309	4.4719	2.7002	30.6612
80160	Paw Paw - Sum	6.0000														10.4719
	Paw Paw - Win		18.0000		8.2000		0.1414	5.8314	0.8847	0.2500		1.7507	0.4309		2.7002	38.1893
	TOTAL - NON-HOME	6.0000	18.0000	-	8.2000	-	0.1414	5.8314	0.8847	0.2500	-	1.7507	0.4309	4.4719	2.7002	48.6612
ARLINGTON TOWNSHIP																
80020	Bangor - Sum	6.0000														10.4719
	Bangor - Win				5.2012		0.1414	5.8314	0.7517	2.5878		0.8917			2.7002	18.1054
	TOTAL-HOME	6.0000	-	-	5.2012	-	0.1414	5.8314	0.7517	2.5878	-	0.8917		4.4719	2.7002	28.5773
80020	Bangor - Sum	6.0000														10.4719
	Bangor - Win		18.0000		5.2012		0.1414	5.8314	0.7517	2.5878		0.8917			2.7002	36.1054
	TOTAL - NON-HOME	6.0000	18.0000	-	5.2012	-	0.1414	5.8314	0.7517	2.5878	-	0.8917		4.4719	2.7002	46.5773
80130	Lawrence - Sum	6.0000														10.4719
	Lawrence - Win				8.5000		0.1414	5.8314	0.7517	2.5878		0.8917			2.7002	21.4042
	TOTAL-HOME	6.0000	-	-	8.5000	-	0.1414	5.8314	0.7517	2.5878	-	0.8917		4.4719	2.7002	31.8761
80130	Lawrence - Sum	6.0000														10.4719
	Lawrence - Win		17.9532		8.5000		0.1414	5.8314	0.7517	2.5878		0.8917			2.7002	39.3574
	TOTAL - NON-HOME	6.0000	17.9532	-	8.5000	-	0.1414	5.8314	0.7517	2.5878	-	0.8917		4.4719	2.7002	49.8293
BANGOR TOWNSHIP																
80020	Bangor - Sum	6.0000														10.4719
	Bangor - Win				5.2012		0.1414	5.8314	0.8466	4.5775		0.8917			2.7002	20.1900
	TOTAL-HOME	6.0000	-	-	5.2012	-	0.1414	5.8314	0.8466	4.5775	-	0.8917		4.4719	2.7002	30.6619

**2014 VAN BUREN COUNTY
CERTIFIED TAX RATES
(PER \$1000 OF TAXABLE VALUE)**

STATE CODE	PUBLIC SCHOOL NAME BY ASSESSING UNIT	K-12 SCHOOLS				COLLEGE	ISD		TWP/CITIES/VILLAGES			AUTHORITY		COUNTY		TOTAL
		S.E.T.	NON - PRE TAX	EXTRA VOTED	DEBT	OPER	ALLOC OPERATING	VOTED OPER	ALLOC CHARTER	VOTED OPER	DEBT	LIBRARY	Debt	ALLOC OPER	EXTRA VOTED	TOTAL MILLS
80020	Bangor - Sum	6.0000														10.4719
	Bangor - Win		18.0000		5.2012		0.1414	5.8314	0.8466	4.5775		0.8917				38.1900
	TOTAL - NON-HOME	6.0000	18.0000	-	5.2012	-	0.1414	5.8314	0.8466	4.5775	-	0.8917		4.4719	2.7002	48.6619
80040	Covert - Sum	6.0000														10.4719
	Covert - Win		-	-	-		0.1414	5.8314	0.8466	4.5775		0.8917				14.9888
	TOTAL-HOME	6.0000	-	-	-	-	0.1414	5.8314	0.8466	4.5775	-	0.8917		4.4719	2.7002	25.4607
80040	Covert - Sum	6.0000														10.4719
	Covert - Win		18.0000	-	-		0.1414	5.8314	0.8466	4.5775		0.8917				32.9888
	TOTAL - NON-HOME	6.0000	18.0000	-	-	-	0.1414	5.8314	0.8466	4.5775	-	0.8917		4.4719	2.7002	43.4607
80120	Hartford - Sum	6.0000														10.4719
	Hartford - Win				3.0000		0.1414	5.8314	0.8466	4.5775		0.8917				17.9888
	TOTAL-HOME	6.0000	-	-	3.0000	-	0.1414	5.8314	0.8466	4.5775	-	0.8917		4.4719	2.7002	28.4607
80120	Hartford - Sum	6.0000														10.4719
	Hartford - Win		17.9370		3.0000		0.1414	5.8314	0.8466	4.5775		0.8917				35.9258
	TOTAL - NON-HOME	6.0000	17.9370	-	3.0000	-	0.1414	5.8314	0.8466	4.5775	-	0.8917		4.4719	2.7002	46.3977
80240	Wood - Sum	6.0000														10.4719
	Wood - Win				-		0.1414	5.8314	0.8466	4.5775		0.8917				14.9888
	TOTAL-HOME	6.0000	-	-	-	-	0.1414	5.8314	0.8466	4.5775	-	0.8917		4.4719	2.7002	25.4607
80240	Wood - Sum	6.0000														10.4719
	Wood - Win		16.7238		-		0.1414	5.8314	0.8466	4.5775		0.8917				31.7126
	TOTAL - NON-HOME	6.0000	16.7238	-	-	-	0.1414	5.8314	0.8466	4.5775	-	0.8917		4.4719	2.7002	42.1845
BLOOMINGDALE TOWNSHIP																
80090	Bloomingtondale - Sum	6.0000														10.4719
	Bloomingtondale - Win				8.0000		0.1414	5.8314	0.7131	4.1264		0.8917				22.4042
	TOTAL - HOME	6.0000	-	-	8.0000	-	0.1414	5.8314	0.7131	4.1264	-	0.8917		4.4719	2.7002	32.8761
80090	Bloomingtondale - Sum	6.0000														10.4719
	Bloomingtondale - Win		18.0000		8.0000		0.1414	5.8314	0.7131	4.1264		0.8917				40.4042
	TOTAL - NON-HOME	6.0000	18.0000	-	8.0000	-	0.1414	5.8314	0.7131	4.1264	-	0.8917		4.4719	2.7002	50.8761

**2014 VAN BUREN COUNTY
CERTIFIED TAX RATES
(PER \$1000 OF TAXABLE VALUE)**

STATE CODE	PUBLIC SCHOOL NAME BY ASSESSING UNIT	S.E.T.	K-12 SCHOOLS			COLLEGE	ISD		TWP/CITIES/VILLAGES			AUTHORITY		COUNTY		TOTAL
			NON - PRE TAX	EXTRA VOTED	DEBT	OPER	ALLOC OPERATING	VOTED OPER	ALLOC CHARTER	VOTED OPER	DEBT	LIBRARY	Debt	ALLOC OPER	EXTRA VOTED	TOTAL MILLS
80110	Gobles - Sum	6.0000														10.4719
	Gobles - Win				9.0000		0.1414	5.8314	0.7131	4.1264		0.8917				23.4042
	TOTAL - HOME	6.0000	-	-	9.0000	-	0.1414	5.8314	0.7131	4.1264	-	0.8917		4.4719	2.7002	33.8761
80110	Gobles - Sum	6.0000														10.4719
	Gobles - Win		18.0000		9.0000		0.1414	5.8314	0.7131	4.1264		0.8917				41.4042
	TOTAL - NON-HOME	6.0000	18.0000	-	9.0000	-	0.1414	5.8314	0.7131	4.1264	-	0.8917		4.4719	2.7002	51.8761
COLUMBIA TOWNSHIP																
80020	Bangor - Sum	6.0000														10.4719
	Bangor - Win				5.2012		0.1414	5.8314	0.7569	4.6458		0.8917				20.1686
	TOTAL - HOME	6.0000	-	-	5.2012	-	0.1414	5.8314	0.7569	4.6458	-	0.8917		4.4719	2.7002	30.6405
80020	Bangor - Sum	6.0000														10.4719
	Bangor - Win		18.0000		5.2012		0.1414	5.8314	0.7569	4.6458		0.8917				38.1686
	TOTAL - NON-HOME	6.0000	18.0000	-	5.2012	-	0.1414	5.8314	0.7569	4.6458	-	0.8917		4.4719	2.7002	48.6405
80090	Bloomington - Sum	6.0000														10.4719
	Bloomington - Win				8.0000		0.1414	5.8314	0.7569	4.6458		0.8917				22.9674
	TOTAL - HOME	6.0000	-	-	8.0000	-	0.1414	5.8314	0.7569	4.6458	-	0.8917		4.4719	2.7002	33.4393
80090	Bloomington - Sum	6.0000														10.4719
	Bloomington - Win		18.0000		8.0000		0.1414	5.8314	0.7569	4.6458		0.8917				40.9674
	TOTAL - NON-HOME	6.0000	18.0000	-	8.0000	-	0.1414	5.8314	0.7569	4.6458	-	0.8917		4.4719	2.7002	51.4393
COVERT TOWNSHIP																
80020	Bangor - Sum	6.0000														10.4719
	Bangor - Win				5.2012	1.7854	0.1414	5.8314	0.8258	6.2449		0.8917				23.6220
	TOTAL - HOME	6.0000	-	-	5.2012	1.7854	0.1414	5.8314	0.8258	6.2449	-	0.8917		4.4719	2.7002	34.0939
80020	Bangor - Sum	6.0000														10.4719
	Bangor - Win		18.0000		5.2012	1.7854	0.1414	5.8314	0.8258	6.2449		0.8917				41.6220
	TOTAL - NON-HOME	6.0000	18.0000	-	5.2012	1.7854	0.1414	5.8314	0.8258	6.2449	-	0.8917		4.4719	2.7002	52.0939
80040	Covert - Sum	6.0000														10.4719
	Covert - Win		-	-	-	1.7854	0.1414	5.8314	0.8258	6.2449		0.8917				18.4208
	TOTAL - HOME	6.0000	-	-	-	1.7854	0.1414	5.8314	0.8258	6.2449	-	0.8917		4.4719	2.7002	28.8927

**2014 VAN BUREN COUNTY
CERTIFIED TAX RATES
(PER \$1000 OF TAXABLE VALUE)**

STATE CODE	PUBLIC SCHOOL NAME BY ASSESSING UNIT	K-12 SCHOOLS				COLLEGE	ISD		TWP/CITIES/VILLAGES			AUTHORITY		COUNTY		TOTAL
		S.E.T.	NON - PRE TAX	EXTRA VOTED	DEBT	OPER	ALLOC OPERATING	VOTED OPER	ALLOC CHARTER	VOTED OPER	DEBT	LIBRARY	Debt	ALLOC OPER	EXTRA VOTED	TOTAL MILLS
80040	Covert - Sum	6.0000												4.4719		10.4719
	Covert - Win		18.0000	-	-	1.7854	0.1414	5.8314	0.8258	6.2449		0.8917		-	2.7002	36.4208
	TOTAL - NON-HOME	6.0000	18.0000	-	-	1.7854	0.1414	5.8314	0.8258	6.2449	-	0.8917		4.4719	2.7002	46.8927
11330	Coloma - Sum	6.0000												4.4719		10.4719
	Coloma - Win				3.4400	1.7854	0.1745	2.1954	0.8258	6.2449		0.8917		-	2.7002	18.2579
	TOTAL - HOME	6.0000	-	-	3.4400	1.7854	0.1745	2.1954	0.8258	6.2449	-	0.8917		4.4719	2.7002	28.7298
11330	Coloma - Sum	6.0000												4.4719		10.4719
	Coloma - Win		18.0000		3.4400	1.7854	0.1745	2.1954	0.8258	6.2449		0.8917		-	2.7002	36.2579
	TOTAL - NON-HOME	6.0000	18.0000	-	3.4400	1.7854	0.1745	2.1954	0.8258	6.2449	-	0.8917		4.4719	2.7002	46.7298
80010	South Haven-Sum	6.0000			4.8000	1.7854								4.4719		17.0573
	South Haven-Win						0.1414	5.8314	0.8258	6.2449		0.8917		-	2.7002	16.6354
	TOTAL -HOME	6.0000	-	-	4.8000	1.7854	0.1414	5.8314	0.8258	6.2449	-	0.8917		4.4719	2.7002	33.6927
80010	South Haven-Sum	6.0000	18.0000		4.8000	1.7854								4.4719		35.0573
	South Haven-Win						0.1414	5.8314	0.8258	6.2449		0.8917		-	2.7002	16.6354
	TOTAL-NON-HOME #VALUE!	6.0000	18.0000	-	4.8000	1.7854	0.1414	5.8314	0.8258	6.2449	-	0.8917		4.4719	2.7002	51.6927
11320	Watervliet - Sum	6.0000												4.4719		10.4719
	Watervliet - Win				6.8983	1.7854	0.1745	2.1954	0.8258	6.2449		0.8917		-	2.7002	21.7162
	TOTAL - HOME	6.0000	-	-	6.8983	1.7854	0.1745	2.1954	0.8258	6.2449	-	0.8917		4.4719	2.7002	32.1881
11320	Watervliet - Sum	6.0000												4.4719		10.4719
	Watervliet - Win		18.0000		6.8983	1.7854	0.1745	2.1954	0.8258	6.2449		0.8917		-	2.7002	39.7162
	TOTAL - NON-HOME	6.0000	18.0000	-	6.8983	1.7854	0.1745	2.1954	0.8258	6.2449	-	0.8917		4.4719	2.7002	50.1881
DECATUR TOWNSHIP																
80050	Decatur - Sum	6.0000												4.4719		10.4719
	Decatur - Win				7.4300		0.1414	5.8314	0.8981	2.2500		0.8917		-	2.7002	20.1428
	TOTAL - HOME	6.0000	-	-	7.4300	-	0.1414	5.8314	0.8981	2.2500	-	0.8917		4.4719	2.7002	30.6147
80050	Decatur - Sum	6.0000												4.4719		10.4719
	Decatur - Win		18.0000		7.4300		0.1414	5.8314	0.8981	2.2500		0.8917		-	2.7002	38.1428
	TOTAL - NON-HOME	6.0000	18.0000	-	7.4300	-	0.1414	5.8314	0.8981	2.2500	-	0.8917		4.4719	2.7002	48.6147
80140	Lawton - Sum	6.0000												4.4719		10.4719
	Lawton - Win				9.1000		0.1414	5.8314	0.8981	2.2500		0.8917		-	2.7002	21.8128
	TOTAL - HOME	6.0000	-	-	9.1000	-	0.1414	5.8314	0.8981	2.2500	-	0.8917		4.4719	2.7002	32.2847

**2014 VAN BUREN COUNTY
CERTIFIED TAX RATES
(PER \$1000 OF TAXABLE VALUE)**

STATE CODE	PUBLIC SCHOOL NAME BY ASSESSING UNIT	K-12 SCHOOLS				COLLEGE	ISD		TWP/CITIES/VILLAGES			AUTHORITY		COUNTY		TOTAL
		S.E.T.	NON - PRE TAX	EXTRA VOTED	DEBT	OPER	ALLOC OPERATING	VOTED OPER	ALLOC CHARTER	VOTED OPER	DEBT	LIBRARY	Debt	ALLOC OPER	EXTRA VOTED	TOTAL MILLS
80140	Lawton - Sum	6.0000														
	Lawton - Win		17.6796		9.1000		0.1414	5.8314	0.8981	2.2500		0.8917		4.4719		10.4719
	TOTAL - NON-HOME	6.0000	17.6796	-	9.1000	-	0.1414	5.8314	0.8981	2.2500	-	0.8917		4.4719	2.7002	39.4924
														4.4719	2.7002	49.9643
14050	Marcellus - Sum	6.0000												4.4719		10.4719
	Marcellus - Win				8.7500		0.2026	2.0291	0.8981	2.2500		0.8917		-	2.7002	17.7217
	TOTAL - HOME	6.0000	-	-	8.7500	-	0.2026	2.0291	0.8981	2.2500	-	0.8917		4.4719	2.7002	28.1936
14050	Marcellus - Sum	6.0000												4.4719		10.4719
	Marcellus - Win		18.0000		8.7500		0.2026	2.0291	0.8981	2.2500		0.8917		-	2.7002	35.7217
	TOTAL - NON-HOME	6.0000	18.0000	-	8.7500	-	0.2026	2.0291	0.8981	2.2500	-	0.8917		4.4719	2.7002	46.1936
														4.4719	2.7002	46.1936
GENEVA TOWNSHIP																
80020	Bangor - Sum	6.0000												4.4719		10.4719
	Bangor - Win				5.2012		0.1414	5.8314	0.7810	3.6088				-	2.7002	18.2640
	TOTAL - HOME	6.0000	-	-	5.2012	-	0.1414	5.8314	0.7810	3.6088	-	-		4.4719	2.7002	28.7359
80020	Bangor - Sum	6.0000												4.4719		10.4719
	Bangor - Win		18.0000		5.2012		0.1414	5.8314	0.7810	3.6088				-	2.7002	36.2640
	TOTAL - NON-HOME	6.0000	18.0000	-	5.2012	-	0.1414	5.8314	0.7810	3.6088	-	-		4.4719	2.7002	46.7359
80040	Covert - Sum	6.0000												4.4719		10.4719
	Covert - Win		-	-	-		0.1414	5.8314	0.7810	3.6088				-	2.7002	13.0628
	TOTAL - HOME	6.0000	-	-	-	-	0.1414	5.8314	0.7810	3.6088	-	-		4.4719	2.7002	23.5347
80040	Covert - Sum	6.0000												4.4719		10.4719
	Covert - Win		18.0000	-	-		0.1414	5.8314	0.7810	3.6088				-	2.7002	31.0628
	TOTAL - NON-HOME	6.0000	18.0000	-	-	-	0.1414	5.8314	0.7810	3.6088	-	-		4.4719	2.7002	41.5347
80010	South Haven - Sum	6.0000			4.8000	1.7854								4.4719		17.0573
	South Haven - Win						0.1414	5.8314	0.7810	3.6088				-	2.7002	13.0628
	TOTAL - HOME	6.0000	-	-	4.8000	1.7854	0.1414	5.8314	0.7810	3.6088	-	-		4.4719	2.7002	30.1201

**2014 VAN BUREN COUNTY
CERTIFIED TAX RATES
(PER \$1000 OF TAXABLE VALUE)**

STATE CODE	PUBLIC SCHOOL NAME BY ASSESSING UNIT	K-12 SCHOOLS				COLLEGE	ISD		TWP/CITIES/VILLAGES			AUTHORITY		COUNTY		TOTAL
		S.E.T.	NON - PRE TAX	EXTRA VOTED	DEBT	OPER	ALLOC OPERATING	VOTED OPER	ALLOC CHARTER	VOTED OPER	DEBT	LIBRARY	Debt	ALLOC OPER	EXTRA VOTED	TOTAL MILLS
80010	South Haven - Sum	6.0000	18.0000		4.8000	1.7854										
	South Haven - Win			-			0.1414	5.8314	0.7810	3.6088						
	TOTAL - NON-HOME	6.0000	18.0000	-	4.8000	1.7854	0.1414	5.8314	0.7810	3.6088	-	-	4.4719	2.7002	48.1201	
HAMILTON TOWNSHIP																
80050	Decatur - Sum	6.0000														
	Decatur - Win				7.4300	2.4280	0.1414	5.8314	0.7758	2.2480		0.8917				
	TOTAL - HOME	6.0000	-	-	7.4300	2.4280	0.1414	5.8314	0.7758	2.2480	-	0.8917	4.4719	2.7002	32.9184	
80050	Decatur - Sum	6.0000														
	Decatur - Win		18.0000		7.4300	2.4280	0.1414	5.8314	0.7758	2.2480		0.8917				
	TOTAL - NON-HOME	6.0000	18.0000	-	7.4300	2.4280	0.1414	5.8314	0.7758	2.2480	-	0.8917	4.4719	2.7002	50.9184	
HARTFORD TOWNSHIP																
80120	Hartford - Sum	6.0000														
	Hartford - Win				3.0000		0.1414	5.8314	0.8365	2.3997		1.5407				
	TOTAL - HOME	6.0000	-	-	3.0000	-	0.1414	5.8314	0.8365	2.3997	-	1.5407	4.4719	2.7002	26.9218	
80120	Hartford - Sum	6.0000														
	Hartford - Win		17.9370		3.0000		0.1414	5.8314	0.8365	2.3997		1.5407				
	TOTAL - NON-HOME	6.0000	17.9370	-	3.0000	-	0.1414	5.8314	0.8365	2.3997	-	1.5407	4.4719	2.7002	44.8588	
11320	Watervliet - Sum	6.0000														
	Watervliet - Win				6.8983		0.1745	2.1954	0.8365	2.3997		1.5407				
	TOTAL - HOME	6.0000	-	-	6.8983	-	0.1745	2.1954	0.8365	2.3997	-	1.5407	4.4719	2.7002	27.2172	
11320	Watervliet - Sum	6.0000														
	Watervliet - Win		18.0000		6.8983		0.1745	2.1954	0.8365	2.3997		1.5407				
	TOTAL - NON-HOME	6.0000	18.0000	-	6.8983	-	0.1745	2.1954	0.8365	2.3997	-	1.5407	4.4719	2.7002	45.2172	
KEELER TOWNSHIP																
80120	Hartford - Sum	6.0000														
	Hartford - Win				3.0000	2.4280	0.1414	5.8314	0.7024	2.7407						
	TOTAL - HOME	6.0000	-	-	3.0000	2.4280	0.1414	5.8314	0.7024	2.7407	-	-	4.4719	2.7002	28.0160	
80120	Hartford - Sum	6.0000														
	Hartford - Win		17.9370		3.0000	2.4280	0.1414	5.8314	0.7024	2.7407						
	TOTAL - NON-HOME	6.0000	17.9370	-	3.0000	2.4280	0.1414	5.8314	0.7024	2.7407	-	-	4.4719	2.7002	45.9530	

**2014 VAN BUREN COUNTY
CERTIFIED TAX RATES
(PER \$1000 OF TAXABLE VALUE)**

STATE CODE	PUBLIC SCHOOL NAME BY ASSESSING UNIT	K-12 SCHOOLS				COLLEGE	ISD		TWP/CITIES/VILLAGES			AUTHORITY		COUNTY		TOTAL
		S.E.T.	NON - PRE TAX	EXTRA VOTED	DEBT	OPER	ALLOC OPERATING	VOTED OPER	ALLOC CHARTER	VOTED OPER	DEBT	LIBRARY	Debt	ALLOC OPER	EXTRA VOTED	TOTAL MILLS
11320	Watervliet - Sum	6.0000														
	Watervliet - Win				6.8983	2.4280	0.1745	2.1954	0.7024	2.7407				4.4719		10.4719
	TOTAL - HOME	6.0000	-	-	6.8983	2.4280	0.1745	2.1954	0.7024	2.7407	-	-		4.4719	2.7002	17.8395
														4.4719	2.7002	28.3114
11320	Watervliet - Sum	6.0000														
	Watervliet - Win		18.0000		6.8983	2.4280	0.1745	2.1954	0.7024	2.7407				4.4719		10.4719
	TOTAL - NON-HOME	6.0000	18.0000	-	6.8983	2.4280	0.1745	2.1954	0.7024	2.7407	-	-		4.4719	2.7002	35.8395
														4.4719	2.7002	46.3114
14020	Dowagiac - Sum	6.0000														
	Dowagiac - Win				2.8500	2.4280	0.2026	2.0291	0.7024	2.7407		0.7079		4.4719		10.4719
	TOTAL - HOME	6.0000	-	-	2.8500	2.4280	0.2026	2.0291	0.7024	2.7407	-	0.7079		4.4719	2.7002	14.3609
														4.4719	2.7002	24.8328
14020	Dowagiac - Sum	6.0000														
	Dowagiac - Win		18.0000		2.8500	2.4280	0.2026	2.0291	0.7024	2.7407		0.7079		4.4719		10.4719
	TOTAL - NON-HOME	6.0000	18.0000	-	2.8500	2.4280	0.2026	2.0291	0.7024	2.7407	-	0.7079		4.4719	2.7002	32.3609
														4.4719	2.7002	42.8328
LAWRENCE TOWNSHIP																
80050	Decatur - Sum	6.0000														
	Decatur - Win				7.4300		0.1414	5.8314	0.6756	1.2308		0.8917		4.4719		10.4719
	TOTAL - HOME	6.0000	-	-	7.4300	-	0.1414	5.8314	0.6756	1.2308	-	0.8917		4.4719	2.7002	18.9011
														4.4719	2.7002	29.3730
80050	Decatur - Sum	6.0000														
	Decatur - Win		18.0000		7.4300		0.1414	5.8314	0.6756	1.2308		0.8917		4.4719		10.4719
	TOTAL - NON-HOME	6.0000	18.0000	-	7.4300	-	0.1414	5.8314	0.6756	1.2308	-	0.8917		4.4719	2.7002	36.9011
														4.4719	2.7002	47.3730
80120	Hartford - Sum	6.0000														
	Hartford - Win				3.0000		0.1414	5.8314	0.6756	1.2308		0.8917		4.4719		10.4719
	TOTAL - HOME	6.0000	-	-	3.0000	-	0.1414	5.8314	0.6756	1.2308	-	0.8917		4.4719	2.7002	14.4711
														4.4719	2.7002	24.9430
80120	Hartford - Sum	6.0000														
	Hartford - Win		17.9370		3.0000		0.1414	5.8314	0.6756	1.2308		0.8917		4.4719		10.4719
	TOTAL - NON-HOME	6.0000	17.9370	-	3.0000	-	0.1414	5.8314	0.6756	1.2308	-	0.8917		4.4719	2.7002	32.4081
														4.4719	2.7002	42.8800
80130	Lawrence - Sum	6.0000														
	Lawrence - Win				8.5000		0.1414	5.8314	0.6756	1.2308		0.8917		4.4719		10.4719
	TOTAL - HOME	6.0000	-	-	8.5000	-	0.1414	5.8314	0.6756	1.2308	-	0.8917		4.4719	2.7002	19.9711
														4.4719	2.7002	30.4430

**2014 VAN BUREN COUNTY
CERTIFIED TAX RATES
(PER \$1000 OF TAXABLE VALUE)**

STATE CODE	PUBLIC SCHOOL NAME BY ASSESSING UNIT	K-12 SCHOOLS				COLLEGE	ISD		TWP/CITIES/VILLAGES			AUTHORITY		COUNTY		TOTAL
		S.E.T.	NON - PRE TAX	EXTRA VOTED	DEBT	OPER	ALLOC OPERATING	VOTED OPER	ALLOC CHARTER	VOTED OPER	DEBT	LIBRARY	Debt	ALLOC OPER	EXTRA VOTED	TOTAL MILLS
80130	Lawrence - Sum	6.0000														
	Lawrence - Win		17.9532		8.5000		0.1414	5.8314	0.6756	1.2308		0.8917		4.4719		10.4719
	TOTAL - NON-HOME	6.0000	17.9532	-	8.5000	-	0.1414	5.8314	0.6756	1.2308	-	0.8917		4.4719	2.7002	37.9243
														4.4719	2.7002	48.3962
80160	Paw Paw - Sum	6.0000														
	Paw Paw - Win				8.2000		0.1414	5.8314	0.6756	1.2308		1.7507	0.4309			10.4719
	TOTAL - HOME	6.0000	-	-	8.2000	-	0.1414	5.8314	0.6756	1.2308	-	1.7507	0.4309	4.4719	2.7002	20.9610
														4.4719	2.7002	31.4329
80160	Paw Paw - Sum	6.0000														
	Paw Paw - Win		18.0000		8.2000		0.1414	5.8314	0.6756	1.2308		1.7507	0.4309			10.4719
	TOTAL - NON-HOME	6.0000	18.0000	-	8.2000	-	0.1414	5.8314	0.6756	1.2308	-	1.7507	0.4309	4.4719	2.7002	38.9610
														4.4719	2.7002	49.4329
PAW PAW TOWNSHIP																
80050	Decatur - Sum	6.0000														
	Decatur - Win				7.4300		0.1414	5.8314	0.8340	0.2500		0.8917				10.4719
	TOTAL - HOME	6.0000	-	-	7.4300	-	0.1414	5.8314	0.8340	0.2500	-	0.8917		4.4719	2.7002	18.0787
														4.4719	2.7002	28.5506
80050	Decatur - Sum	6.0000														
	Decatur - Win		18.0000		7.4300		0.1414	5.8314	0.8340	0.2500		0.8917				10.4719
	TOTAL - NON-HOME	6.0000	18.0000	-	7.4300	-	0.1414	5.8314	0.8340	0.2500	-	0.8917		4.4719	2.7002	36.0787
														4.4719	2.7002	46.5506
80130	Lawrence - Sum	6.0000														
	Lawrence - Win				8.5000		0.1414	5.8314	0.8340	0.2500		0.8917				10.4719
	TOTAL - HOME	6.0000	-	-	8.5000	-	0.1414	5.8314	0.8340	0.2500	-	0.8917		4.4719	2.7002	19.1487
														4.4719	2.7002	29.6206
80130	Lawrence - Sum	6.0000														
	Lawrence - Win		17.9532		8.5000		0.1414	5.8314	0.8340	0.2500		0.8917				10.4719
	TOTAL - NON-HOME	6.0000	17.9532	-	8.5000	-	0.1414	5.8314	0.8340	0.2500	-	0.8917		4.4719	2.7002	37.1019
														4.4719	2.7002	47.5738
80140	Lawton - Sum	6.0000														
	Lawton - Win				9.1000		0.1414	5.8314	0.8340	0.2500		0.8917				10.4719
	TOTAL - HOME	6.0000	-	-	9.1000	-	0.1414	5.8314	0.8340	0.2500	-	0.8917		4.4719	2.7002	19.7487
														4.4719	2.7002	30.2206
80140	Lawton - Sum	6.0000														
	Lawton - Win		17.6796		9.1000		0.1414	5.8314	0.8340	0.2500		0.8917				10.4719
	TOTAL - NON-HOME	6.0000	17.6796	-	9.1000	-	0.1414	5.8314	0.8340	0.2500	-	0.8917		4.4719	2.7002	37.4283
														4.4719	2.7002	47.9002

**2014 VAN BUREN COUNTY
CERTIFIED TAX RATES
(PER \$1000 OF TAXABLE VALUE)**

STATE CODE	PUBLIC SCHOOL NAME BY ASSESSING UNIT	K-12 SCHOOLS				COLLEGE	ISD		TWP/CITIES/VILLAGES			AUTHORITY		COUNTY		TOTAL
		S.E.T.	NON - PRE TAX	EXTRA VOTED	DEBT	OPER	ALLOC OPERATING	VOTED OPER	ALLOC CHARTER	VOTED OPER	DEBT	LIBRARY	Debt	ALLOC OPER	EXTRA VOTED	TOTAL MILLS
80160	Paw Paw - Sum	6.0000														
	Paw Paw - Win				8.2000		0.1414	5.8314	0.8340	0.2500		1.7507	0.4309			
	TOTAL - HOME	6.0000	-	-	8.2000	-	0.1414	5.8314	0.8340	0.2500	-	1.7507	0.4309	4.4719	2.7002	10.4719
80160	Paw Paw - Sum	6.0000														
	Paw Paw - Win		18.0000		8.2000		0.1414	5.8314	0.8340	0.2500		1.7507	0.4309			
	TOTAL - NON-HOME	6.0000	18.0000	-	8.2000	-	0.1414	5.8314	0.8340	0.2500	-	1.7507	0.4309	4.4719	2.7002	10.4719
PINE GROVE TOWNSHIP																
80110	Gobles - Sum	6.0000														
	Gobles - Win				9.0000		0.1414	5.8314	0.7162	3.7500		0.8917				
	TOTAL - HOME	6.0000	-	-	9.0000	-	0.1414	5.8314	0.7162	3.7500	-	0.8917		4.4719	2.7002	10.4719
80110	Gobles - Sum	6.0000														
	Gobles - Win		18.0000		9.0000		0.1414	5.8314	0.7162	3.7500		0.8917				
	TOTAL -NON-HOME	6.0000	18.0000	-	9.0000	-	0.1414	5.8314	0.7162	3.7500	-	0.8917		4.4719	2.7002	10.4719
03020	Otsego - Sum	6.0000														
	Otsego - Win				7.5000		0.1157	4.0060	0.7162	3.7500		0.8917				
	TOTAL - HOME	6.0000	-	-	7.5000	-	0.1157	4.0060	0.7162	3.7500	-	0.8917		4.4719	2.7002	10.4719
03020	Otsego - Sum	6.0000														
	Otsego - Win		18.0000		7.5000		0.1157	4.0060	0.7162	3.7500		0.8917				
	TOTAL -NON-HOME	6.0000	18.0000	-	7.5000	-	0.1157	4.0060	0.7162	3.7500	-	0.8917		4.4719	2.7002	10.4719
PORTER TOWNSHIP																
80140	Lawton - Sum	6.0000														
	Lawton - Win				9.1000		0.1414	5.8314	0.7032	0.7500		0.8917				
	TOTAL - HOME	6.0000	-	-	9.1000	-	0.1414	5.8314	0.7032	0.7500	-	0.8917		4.4719	2.7002	10.4719
80140	Lawton - Sum	6.0000														
	Lawton - Win		17.6796		9.1000		0.1414	5.8314	0.7032	0.7500		0.8917				
	TOTAL -NON-HOME	6.0000	17.6796	-	9.1000	-	0.1414	5.8314	0.7032	0.7500	-	0.8917		4.4719	2.7002	10.4719
14050	Marcellus - Sum	6.0000														
	Marcellus - Win				8.7500		0.2026	2.0291	0.7032	0.7500		0.8917				
	TOTAL - HOME	6.0000	-	-	8.7500	-	0.2026	2.0291	0.7032	0.7500	-	0.8917		4.4719	2.7002	10.4719

**2014 VAN BUREN COUNTY
CERTIFIED TAX RATES
(PER \$1000 OF TAXABLE VALUE)**

STATE CODE	PUBLIC SCHOOL NAME BY ASSESSING UNIT	K-12 SCHOOLS				COLLEGE	ISD		TWP/CITIES/VILLAGES			AUTHORITY		COUNTY		TOTAL
		S.E.T.	NON - PRE TAX	EXTRA VOTED	DEBT	OPER	ALLOC OPERATING	VOTED OPER	ALLOC CHARTER	VOTED OPER	DEBT	LIBRARY	Debt	ALLOC OPER	EXTRA VOTED	TOTAL MILLS
14050	Marcellus - Sum	6.0000												4.4719		10.4719
	Marcellus - Win		18.0000		8.7500		0.2026	2.0291	0.7032	0.7500		0.8917		-	2.7002	34.0268
	TOTAL -NON-HOME	6.0000	18.0000	-	8.7500	-	0.2026	2.0291	0.7032	0.7500	-	0.8917		4.4719	2.7002	44.4987
SOUTH HAVEN TOWNSHIP																
80040	Covert - Sum	6.0000												4.4719		10.4719
	Covert - Win		-	-			0.1414	5.8314	0.5604	1.9238				-	2.7002	11.1572
	TOTAL - HOME	6.0000	-	-	-	-	0.1414	5.8314	0.5604	1.9238	-	-		4.4719	2.7002	21.6291
80040	Covert - Sum	6.0000												4.4719		10.4719
	Covert - Win		18.0000	-			0.1414	5.8314	0.5604	1.9238				-	2.7002	29.1572
	TOTAL -NON-HOME	6.0000	18.0000	-	-	-	0.1414	5.8314	0.5604	1.9238	-	-		4.4719	2.7002	39.6291
80010	South Haven - Sum	6.0000			4.8000	1.7854								4.4719		17.0573
	South Haven - Win						0.1414	5.8314	0.5604	1.9238				-	2.7002	11.1572
	TOTAL - HOME	6.0000	-	-	4.8000	1.7854	0.1414	5.8314	0.5604	1.9238	-	-		4.4719	2.7002	28.2145
80010	South Haven - Sum	6.0000	18.0000		4.8000	1.7854								4.4719		35.0573
	South Haven - Win						0.1414	5.8314	0.5604	1.9238				-	2.7002	11.1572
	TOTAL -NON-HOME	6.0000	18.0000	-	4.8000	1.7854	0.1414	5.8314	0.5604	1.9238	-	-		4.4719	2.7002	46.2145
WAVERLY TOWNSHIP																
80020	Bangor - Sum	6.0000												4.4719		10.4719
	Bangor - Win				5.2012		0.1414	5.8314	0.6762	2.2500		0.8917		-	2.7002	17.6921
	TOTAL - HOME	6.0000	-	-	5.2012	-	0.1414	5.8314	0.6762	2.2500	-	0.8917		4.4719	2.7002	28.1640
80020	Bangor - Sum	6.0000												4.4719		10.4719
	Bangor - Win		18.0000		5.2012		0.1414	5.8314	0.6762	2.2500		0.8917		-	2.7002	35.6921
	TOTAL - NON-HOME	6.0000	18.0000	-	5.2012	-	0.1414	5.8314	0.6762	2.2500	-	0.8917		4.4719	2.7002	46.1640
80090	Bloomingtondale - Sum	6.0000												4.4719		10.4719
	Bloomingtondale - Win				8.0000		0.1414	5.8314	0.6762	2.2500		0.8917		-	2.7002	20.4909
	TOTAL - HOME	6.0000	-	-	8.0000	-	0.1414	5.8314	0.6762	2.2500	-	0.8917		4.4719	2.7002	30.9628
80090	Bloomingtondale - Sum	6.0000												4.4719		10.4719
	Bloomingtondale - Win		18.0000		8.0000		0.1414	5.8314	0.6762	2.2500		0.8917		-	2.7002	38.4909
	TOTAL -NON-HOME	6.0000	18.0000	-	8.0000	-	0.1414	5.8314	0.6762	2.2500	-	0.8917		4.4719	2.7002	48.9628

**2014 VAN BUREN COUNTY
CERTIFIED TAX RATES
(PER \$1000 OF TAXABLE VALUE)**

STATE CODE	PUBLIC SCHOOL NAME BY ASSESSING UNIT	K-12 SCHOOLS				COLLEGE	ISD		TWP/CITIES/VILLAGES			AUTHORITY		COUNTY		TOTAL
		S.E.T.	NON - PRE TAX	EXTRA VOTED	DEBT	OPER	ALLOC OPERATING	VOTED OPER	ALLOC CHARTER	VOTED OPER	DEBT	LIBRARY	Debt	ALLOC OPER	EXTRA VOTED	TOTAL MILLS
80110	Gobles - Sum	6.0000														
	Gobles - Win				9.0000		0.1414	5.8314	0.6762	2.2500		0.8917		4.4719		10.4719
	TOTAL - HOME	6.0000	-	-	9.0000	-	0.1414	5.8314	0.6762	2.2500	-	0.8917		4.4719	2.7002	21.4909
														4.4719	2.7002	31.9628
80110	Gobles - Sum	6.0000												4.4719		10.4719
	Gobles - Win		18.0000		9.0000		0.1414	5.8314	0.6762	2.2500		0.8917		-	2.7002	39.4909
	TOTAL - NON-HOME	6.0000	18.0000	-	9.0000	-	0.1414	5.8314	0.6762	2.2500	-	0.8917		4.4719	2.7002	49.9628
80130	Lawrence - Sum	6.0000												4.4719		10.4719
	Lawrence -Win				8.5000		0.1414	5.8314	0.6762	2.2500		0.8917		-	2.7002	20.9909
	TOTAL - HOME	6.0000	-	-	8.5000	-	0.1414	5.8314	0.6762	2.2500	-	0.8917		4.4719	2.7002	31.4628
80130	Lawrence - Sum	6.0000												4.4719		10.4719
	Lawrence -Win		17.9532		8.5000		0.1414	5.8314	0.6762	2.2500		0.8917		-	2.7002	38.9441
	TOTAL - NON-HOME	6.0000	17.9532	-	8.5000	-	0.1414	5.8314	0.6762	2.2500	-	0.8917		4.4719	2.7002	49.4160
80160	Paw Paw - Sum	6.0000												4.4719		10.4719
	Paw Paw - Win				8.2000		0.1414	5.8314	0.6762	2.2500		1.7507	0.4309	-	2.7002	21.9808
	TOTAL - HOME	6.0000	-	-	8.2000	-	0.1414	5.8314	0.6762	2.2500	-	1.7507	0.4309	4.4719	2.7002	32.4527
80160	Paw Paw - Sum	6.0000												4.4719		10.4719
	Paw Paw - Win		18.0000		8.2000		0.1414	5.8314	0.6762	2.2500		1.7507	0.4309	-	2.7002	39.9808
	TOTAL - NON-HOME	6.0000	18.0000	-	8.2000	-	0.1414	5.8314	0.6762	2.2500	-	1.7507	0.4309	4.4719	2.7002	50.4527
BANGOR CITY																
80020	Bangor - Sum	6.0000							14.3604	-				4.4719		24.8323
	Bangor - Win				5.2012		0.1414	5.8314	-	0.5959		0.8917		-	2.7002	15.3618
	TOTAL - HOME	6.0000	-	-	5.2012	-	0.1414	5.8314	14.3604	0.5959	-	0.8917		4.4719	2.7002	40.1941
80020	Bangor - Sum	6.0000							14.3604	-				4.4719		24.8323
	Bangor - Win		18.0000		5.2012		0.1414	5.8314	-	0.5959		0.8917		-	2.7002	33.3618
	TOTAL - NON-HOME	6.0000	18.0000	-	5.2012	-	0.1414	5.8314	14.3604	0.5959	-	0.8917		4.4719	2.7002	58.1941
GOBLES CITY																
80110	Gobles - Sum	6.0000							16.0930					4.4719		26.5649
	Gobles - Win				9.0000		0.1414	5.8314		0.2500		0.8917		-	2.7002	18.8147
	TOTAL - HOME	6.0000	-	-	9.0000	-	0.1414	5.8314	16.0930	0.2500	-	0.8917		4.4719	2.7002	45.3796

**2014 VAN BUREN COUNTY
CERTIFIED TAX RATES
(PER \$1000 OF TAXABLE VALUE)**

STATE CODE	PUBLIC SCHOOL NAME BY ASSESSING UNIT	K-12 SCHOOLS				COLLEGE	ISD		TWP/CITIES/VILLAGES			AUTHORITY		COUNTY		TOTAL
		S.E.T.	NON - PRE TAX	EXTRA VOTED	DEBT	OPER	ALLOC OPERATING	VOTED OPER	ALLOC CHARTER	VOTED OPER	DEBT	LIBRARY	Debt	ALLOC OPER	EXTRA VOTED	TOTAL MILLS
80110	Gobles - Sum	6.0000						16.0930						4.4719		26.5649
	Gobles - Win		18.0000		9.0000		0.1414	5.8314		0.2500		0.8917				36.8147
	TOTAL - NON-HOME	6.0000	18.0000	-	9.0000	-	0.1414	5.8314	16.0930	0.2500	-	0.8917		4.4719	2.7002	63.3796
HARTFORD CITY																
80120	Hartford - Sum	6.0000						12.5463	3.5441					4.4719		26.5623
	Hartford - Win				3.0000		0.1414	5.8314				1.5407			2.7002	13.2137
	TOTAL - HOME	6.0000	-	-	3.0000	-	0.1414	5.8314	12.5463	3.5441	-	1.5407		4.4719	2.7002	39.7760
80120	Hartford - Sum	6.0000						12.5463	3.5441					4.4719		26.5623
	Hartford - Win		17.9370		3.0000		0.1414	5.8314				1.5407			2.7002	31.1507
	TOTAL - NON-HOME	6.0000	17.9370	-	3.0000	-	0.1414	5.8314	12.5463	3.5441	-	1.5407		4.4719	2.7002	57.7130
SOUTH HAVEN CITY																
80010	South Haven - Sum	6.0000			4.8000	1.7854			10.2860	5.4884				4.4719		32.8317
	South Haven - Win						0.1414	5.8314							2.7002	8.6730
	TOTAL - HOME	6.0000	-	-	4.8000	1.7854	0.1414	5.8314	10.2860	5.4884	-	-		4.4719	2.7002	41.5047
80010	South Haven - Sum	6.0000	18.0000		4.8000	1.7854			10.2860	5.4884				4.4719		50.8317
	South Haven - Win						0.1414	5.8314							2.7002	8.6730
	TOTAL - NON-HOME	6.0000	18.0000	-	4.8000	1.7854	0.1414	5.8314	10.2860	5.4884	-	-		4.4719	2.7002	59.5047

2014 VAN BUREN COUNTY

CERTIFIED TAX RATES (PER \$1000 OF TAXABLE VALUE)

STATE CODE	PUBLIC SCHOOL NAME BY ASSESSING UNIT	K-12 SCHOOLS				COLLEGE	ISD		TWP/CITIES/VILLAGES			AUTHORITY		COUNTY		TOTAL
		S.E.T.	NON - PRE TAX	EXTRA VOTED	DEBT	OPER	ALLOC OPERATING	VOTED OPER	ALLOC CHARTER	VOTED OPER	DEBT	LIBRARY	Debt	ALLOC OPER	EXTRA VOTED	TOTAL MILLS
	BLOOMINGDALE VILLAGE															
	Summer Levy Only							9.6719	3.8685							13.5404
	BREEDSVILLE VILLAGE															
	Summer Levy Only							6.3805	-							6.3805
	DECUTUR VILLAGE															
	Summer Levy Only							11.4487	3.0000							14.4487
	LAWRENCE VILLAGE															
	Summer Levy Only							11.0627	4.4248							15.4875
	LAWTON VILLAGE															
	Summer Levy Only							11.4594	5.5001							16.9595
	MATTAWAN VILLAGE															
	Summer Levy Only							4.4473	-							4.4473
	PAW PAW VILLAGE															
	Summer Levy Only							11.3252	4.5299							15.8551

2014 Almena Township (01)

	STATE EQUALIZED VALUE	TAXABLE VALUE	HOMESTEAD VALUE	NON HOMESTEAD VALUE
REAL PROPERTY				
Agricultural	14,202,500	7,498,006	7,374,063	123,943
Commercial	3,101,500	2,625,534	486,915	2,138,619
Industrial	176,100	105,629	-	105,629
Residential	165,160,400	144,630,645	131,171,665	13,458,980
TOTAL REAL	182,640,500	154,859,814	139,032,643	15,827,171
PERSONAL PROPERTY				
Agricultural	-	-	-	-
Commercial	761,700	761,700	761,700	-
Industrial	30,000	30,000	30,000	-
Residential	-	-	-	-
Utility	3,246,700	3,246,700	-	3,246,700
TOTAL PERSONAL	4,038,400	4,038,400	791,700	3,246,700
GRAND TOTAL	186,678,900	158,898,214	139,824,343	19,073,871
	TAXABLE VALUE	MILLS	ANTICIPATED REVENUE	UNIT TOTALS
<u>VAN BUREN COUNTY</u>	158,898,214	2.7002		\$ 429,056.96
ALLOCATED		0.0000	\$ -	
EXTRA VOTED-PUBLIC TRANSIT		0.2480	\$ 39,406.76	
EXTRA VOTED-AMBULANCE		0.9402	\$ 149,396.10	
EXTRA VOTED-ROADS		0.9769	\$ 155,227.67	
EXTRA VOTED-PUBLIC SAFETY		0.5351	\$ 85,026.43	
<u>ALMENA TOWNSHIP</u>	158,898,214	2.6612		\$ 462,584.48
ALMENA TOWNSHIP OPERATING		0.7776	\$ 123,559.25	
EXTRA VOTED-FIRE EQMNT/PROTECTION		0.9418	\$ 149,650.34	
EXTRA VOTED-ROADS		0.9418	\$ 149,650.34	
EXTRA VOTED-SENIORS		0.2500	\$ 39,724.55	
<u>80000 VAN BUREN INTERMEDIATE</u>	158,898,214	5.9728		\$ 949,067.26
ALLOCATED		0.1414	\$ 22,468.21	
EXTRA VOTED-SPEC. ED.		3.3321	\$ 529,464.74	
EXTRA VOTED-VOCATIONAL		2.4993	\$ 397,134.31	
<u>80110 GOBLES</u>				\$ 320,898.95
EXTRA VOTED-NON HOME	4,788,375	18.0000	\$ 86,190.75	
EXTRA VOTED-NON HOME COM PP	149,700	6.0000	\$ 898.20	
DEBT RETIREMENT	25,978,889	9.0000	\$ 233,810.00	
<u>80150 MATTAWAN</u>				\$ 235,332.84
EXTRA VOTED-NON HOME	2,950,094	18.0000	\$ 53,101.69	
EXTRA VOTED-NON HOME COM PP	70,000	6.0000	\$ 420.00	
DEBT RETIREMENT	41,891,969	4.3400	\$ 181,811.15	

2014 Almena Township (01) - Continued

	<u>TAXABLE VALUE</u>	<u>MILLS</u>	<u>ANTICIPATED REVENUE</u>	<u>UNIT TOTALS</u>
80152 MATTAWAN/PAW PAW DEBT*				
DEBT TO PAW PAW (1995)	86,087	0.0000	\$ -	\$ 411.72
DEBT TO PAW PAW (1998)		0.3340	\$ 29.42	
DEBT TO MATTAWAN (2000)		4.3400	\$ 382.30	
<hr/>				
80160 PAW PAW				\$ 952,991.25
EXTRA VOTED-NON HOME	11,335,402	18.0000	\$ 204,037.24	
EXTRA VOTED-NON HOME COM PP	542,000	6.0000	\$ 3,252.00	
DEBT RETIREMENT	90,939,269	8.2000	\$ 745,702.01	
<hr/>				
KVCC	41,980,056	2.8135	\$ 118,110.89	\$ 118,110.89
<hr/>				
PAW PAW DISTRICT LIBRARY	90,939,269			\$ 198,393.11
EXTRA VOTED - OPERATING		1.7507	\$ 159,207.38	
EXTRA VOTED - DEBT		0.4309	\$ 39,185.73	
<hr/>				
VAN BUREN DISTRICT LIBRARY	67,958,945	0.8917	\$ 60,598.99	\$ 60,598.99
<hr/>				
<u>SPECIAL ASSESSMENTS</u>				\$ -
Contact Drain Office for Assessments			\$ -	
<hr/>				
*Entire SEV qualifies as exempt under homestead			TOTAL WINTER LEVY	\$ 3,727,446.45
<hr/>				
<u>SUMMER TAX LEVY</u>				
<hr/>				
<u>VAN BUREN COUNTY</u>	158,898,214	4.4719		\$ 710,576.92
ALLOCATED		4.4719	\$ 710,576.92	
<hr/>				
STATE EDUCATION TAX	158,868,214	6.0000	\$ 953,209.28	\$ 953,209.28
<hr/>				
			TOTAL SUMMER LEVY	\$ 1,663,786.20

2014 Antwerp Township (02, 41, 45 & 46)

	STATE EQUALIZED VALUE	TAXABLE VALUE	HOMESTEAD VALUE	NON HOMESTEAD VALUE
REAL PROPERTY				
Agricultural	13,442,900	7,016,618	6,844,345	172,273
Commercial	41,062,300	35,056,594	844,471	34,212,123
Industrial	11,191,900	10,664,616	427,061	10,237,555
Residential	270,664,900	247,769,234	224,086,624	23,682,610
TOTAL REAL	336,362,000	300,507,062	232,202,501	68,304,561
PERSONAL PROPERTY				
Agricultural	-	-	-	-
Commercial	3,791,300	3,791,300	3,791,300	-
Industrial	21,191,000	21,191,000	21,191,000	-
Residential	-	-	-	-
Utility	8,027,800	8,027,800	-	8,027,800
TOTAL PERSONAL	33,010,100	33,010,100	24,982,300	8,027,800
GRAND TOTAL	369,372,100	333,517,162	257,184,801	76,332,361

	TAXABLE VALUE	MILLS	ANTICIPATED REVENUE	UNIT TOTALS
<u>VAN BUREN COUNTY</u>	330,923,062	2.7002		\$ 893,558.45
ALLOCATED		0.0000	\$ -	
EXTRA VOTED-PUBLIC TRANSIT		0.2480	\$ 82,068.92	
EXTRA VOTED-AMBULANCE		0.9402	\$ 311,133.86	
EXTRA VOTED-ROADS		0.9769	\$ 323,278.74	
EXTRA VOTED-PUBLIC SAFETY		0.5351	\$ 177,076.93	

<u>ANTWERP TOWNSHIP</u>	330,923,062	0.8847		\$ 375,498.40
ANTWERP TOWNSHIP OPERATING		0.8847	\$ 292,767.63	
EXTRA VOTED-SENIORS		0.2500	\$ 82,730.77	

<u>RENAISSANCE ZONE</u>				
<u>80150 MATTAWAN SCHOOLS</u>				
SCHOOL DEBT- MATTAWAN	2,594,100	4.3400	\$ 11,258.39	\$ 11,258.39

<u>80000 VAN BUREN INTERMEDIATE</u>	330,923,062	5.9728		\$ 1,976,537.26
ALLOCATED		0.1414	\$ 46,792.52	
EXTRA VOTED-SPEC. ED.		3.3321	\$ 1,102,668.73	
EXTRA VOTED-VOCATIONAL		2.4993	\$ 827,076.01	

<u>80140 LAWTON</u>				\$ 1,091,520.88
EXTRA VOTED - NON HOME	18,360,585	17.6796	\$ 324,607.80	
EXTRA VOTED-NON HOME COM PP	1,030,500	5.6796	\$ 5,852.83	
DEBT RETIREMENT	83,632,995	9.1000	\$ 761,060.25	

<u>80150 MATTAWAN</u>				\$ 1,586,404.27
EXTRA VOTED - NON HOME	43,792,140	18.0000	\$ 788,258.52	
EXTRA VOTED-NON HOME COM PP	1,692,800	6.0000	\$ 10,156.80	
DEBT RETIREMENT	181,564,275	4.3400	\$ 787,988.95	

2014 Antwerp Township (02, 41, 45 & 46) - Continued

	TAXABLE VALUE	MILLS	ANTICIPATED REVENUE	UNIT TOTALS
<u>80160 PAW PAW</u>				\$ 788,025.34
EXTRA VOTED - NON HOME	13,481,436	18.0000	\$ 242,665.85	
EXTRA VOTED-NON HOME COM PP	1,068,000	6.0000	\$ 6,408.00	
DEBT RETIREMENT	65,725,792	8.2000	\$ 538,951.49	
<u>PAW PAW DISTRICT LIBRARY</u>	65,725,792			\$ 143,387.38
EXTRA VOTED - OPERATING		1.7507	\$ 115,066.14	
DEBT RETIREMENT		0.4309	\$ 28,321.24	
<u>VAN BUREN DISTRICT LIBRARY</u>	223,466,376	0.8917	\$ 199,264.97	\$ 199,264.97
<u>KVCC</u>	181,564,275	2.8135	\$ 510,831.09	\$ 510,831.09
<u>SPECIAL ASSESSMENTS</u>				\$ 440,654.91
LAWTON FIRE (Taxable Real Only)	79,815,824	1.4000	\$ 111,742.15	
MATTAWAN FIRE (Taxable Real Only)	179,698,925	1.4000	\$ 251,578.50	
MATTAWAN EMS (Taxable Real Only)	179,698,925	0.1450	\$ 26,056.34	
PAW PAW FIRE (Taxable Real Only)	36,627,089	1.4000	\$ 51,277.92	
TOTAL WINTER LEVY				\$ 8,016,941.34
<u>SUMMER TAX LEVY</u>				
<u>STATE EDUCATION TAX</u>	311,627,962	6.0000	\$ 1,869,767.77	\$ 1,869,767.77
<u>VAN BUREN COUNTY ALLOCATED</u>	330,923,062	4.4719 4.4719	\$ 1,479,854.84	\$ 1,479,854.84
TOTAL SUMMER LEVY				\$ 3,349,622.61

2014 Arlington Township (03)

	STATE EQUALIZED VALUE	TAXABLE VALUE	HOMESTEAD VALUE	NON HOMESTEAD VALUE
REAL PROPERTY				
Agricultural	22,235,300	11,340,598	10,789,525	551,073
Commercial	1,854,800	1,729,698	-	1,729,698
Industrial	6,100	3,812	-	3,812
Residential	47,887,800	39,409,563	24,333,010	15,076,553
TOTAL REAL	71,984,000	52,483,671	35,122,535	17,361,136
PERSONAL PROPERTY				
Agricultural	-	-	-	-
Commercial	544,600	544,600	544,600	-
Industrial	-	-	-	-
Residential	-	-	-	-
Utility	1,445,400	1,445,400	-	1,445,400
TOTAL PERSONAL	1,990,000	1,990,000	544,600	1,445,400
GRAND TOTAL	73,974,000	54,473,671	35,667,135	18,806,536
	TAXABLE VALUE	MILLS	ANTICIPATED REVENUE	UNIT TOTALS
<u>VAN BUREN COUNTY</u>	54,473,671	2.7002		\$ 147,089.81
ALLOCATED		0.0000	\$ -	
EXTRA VOTED-PUBLIC TRANSIT		0.2480	\$ 13,509.47	
EXTRA VOTED-AMBULANCE		0.9402	\$ 51,216.15	
EXTRA VOTED-ROADS		0.9769	\$ 53,215.33	
EXTRA VOTED-PUBLIC SAFETY		0.5351	\$ 29,148.86	
<u>ARLINGTON TOWNSHIP</u>	54,473,671	3.0895		\$ 181,914.83
ALLOCATED		0.7517	\$ 40,947.86	
EXTRA VOTED-ROADS		1.9956	\$ 108,707.66	
EXTRA VOTED-ROADS		0.0000	\$ -	
SOUTH HAVEN HOSPITAL		0.3422	\$ 18,640.89	
EXTRA VOTED-SENIORS		0.2500	\$ 13,618.42	
<u>80000 VAN BUREN INTERMEDIATE</u>	54,473,671	5.9728		\$ 325,360.35
ALLOCATED		0.1414	\$ 7,702.58	
EXTRA VOTED-SPEC. ED.		3.3321	\$ 181,511.72	
EXTRA VOTED-VOCATIONAL		2.4993	\$ 136,146.05	
<u>80020 BANGOR</u>				\$ 526,253.06
EXTRA VOTED-NON HOME	16,708,979	18.0000	\$ 300,761.62	
EXTRA VOTED-NON HOME COM PP	544,600	6.0000	\$ 3,267.60	
DEBT RETIREMENT	42,725,495	5.2012	\$ 222,223.84	

2014 Arlington Township (03) - Continued

	TAXABLE VALUE	MILLS	ANTICIPATED REVENUE	UNIT TOTALS
<u>80130 LAWRENCE</u>				\$ 137,517.36
EXTRA VOTED-NON HOME	2,097,557	17.9532	\$ 37,657.86	
EXTRA VOTED-NON HOME COM PP	-	5.9532	\$ -	
DEBT RETIREMENT	11,748,176	8.5000	\$ 99,859.50	
<hr/>				
VAN BUREN DISTRICT LIBRARY	54,473,671	0.8917	\$ 48,574.17	\$ 48,574.17
<hr/>				
<u>SPECIAL ASSESSMENTS</u>				\$ 140,115.66
FIRE DISTRICT (Taxable Real Only)	52,483,671	2.6697	\$ 140,115.66	
			\$ -	
<hr/>				
		TOTAL WINTER LEVY	\$	1,506,825.24
<hr/>				
<u>SUMMER TAX LEVY</u>				
<hr/>				
STATE EDUCATION TAX	54,473,671	6.0000	\$ 326,842.03	\$ 326,842.03
<hr/>				
<u>VAN BUREN COUNTY</u>	54,473,671	<u>4.4719</u>		\$ 243,600.81
ALLOCATED		4.4719	\$ 243,600.81	
<hr/>				
		TOTAL SUMMER LEVY	\$	570,442.84

2014 Bangor Township (04)

	<u>STATE EQUALIZED VALUE</u>	<u>TAXABLE VALUE</u>	<u>HOMESTEAD VALUE</u>	<u>NON HOMESTEAD VALUE</u>
REAL PROPERTY				
Agricultural	22,540,600	11,775,783	11,177,061	598,722
Commercial	1,858,100	1,739,785	-	1,739,785
Industrial	297,900	162,361	87,675	74,686
Residential	53,716,200	43,856,013	26,085,788	17,770,225
TOTAL REAL	<u>78,412,800</u>	<u>57,533,942</u>	<u>37,350,524</u>	<u>20,183,418</u>
PERSONAL PROPERTY				
Agricultural	-	-	-	-
Commercial	170,000	170,000	170,000	-
Industrial	90,000	90,000	90,000	-
Residential	-	-	-	-
Utility	3,138,300	3,134,050	-	3,134,050
TOTAL PERSONAL	<u>3,398,300</u>	<u>3,394,050</u>	<u>260,000</u>	<u>3,134,050</u>
GRAND TOTAL	81,811,100	60,927,992	37,610,524	23,317,468
	<u>TAXABLE VALUE</u>	<u>MILLS</u>	<u>ANTICIPATED REVENUE</u>	<u>UNIT TOTALS</u>
<u>VAN BUREN COUNTY</u>	60,927,992	<u>2.7002</u>		\$ 164,517.77
ALLOCATED		0.0000	\$ -	
EXTRA VOTED-PUBLIC TRANSIT		0.2480	\$ 15,110.14	
EXTRA VOTED-AMBULANCE		0.9402	\$ 57,284.50	
EXTRA VOTED-ROADS		0.9769	\$ 59,520.56	
EXTRA VOTED-PUBLIC SAFETY		0.5351	\$ 32,602.57	
<u>BANGOR TOWNSHIP</u>	60,927,992	<u>5.1741</u>		\$ 330,479.53
ALLOCATED		0.8466	\$ 51,581.64	
EXTRA VOTED-ROADS		3.9892	\$ 243,053.95	
SOUTH HAVEN HOSPITAL		0.3383	\$ 20,611.94	
EXTRA VOTED-SENIORS		0.2500	\$ 15,232.00	
<u>80000 VAN BUREN INTERMEDIATE</u>	60,927,992	<u>5.9728</u>		\$ 363,910.71
ALLOCATED		0.1414	\$ 8,615.22	
EXTRA VOTED-SPEC. ED.		3.3321	\$ 203,018.16	
EXTRA VOTED-VOCATIONAL		2.4993	\$ 152,277.33	
<u>80020 BANGOR</u>				\$ 555,073.19
EXTRA VOTED-NON HOME	17,282,371	18.0000	\$ 311,082.68	
EXTRA VOTED-NON HOME COM PP	170,000	6.0000	\$ 1,020.00	
DEBT RETIREMENT	46,714,317	5.2012	\$ 242,970.51	

2014 Bangor Township (04) - Continued

	TAXABLE VALUE	MILLS	ANTICIPATED REVENUE	UNIT TOTALS
80040 COVERT				\$ 118.87
EXTRA VOTED-NON HOME	6,604	18.0000	\$ 118.87	
EXTRA VOTED-NON HOME COM PP	-	6.0000	\$ -	
EXTRA VOTED-HOLD HARMLESS	6,604	0.0000	\$ -	
DEBT RETIREMENT	73,808	0.0000	\$ -	
80120 HARTFORD				\$ 97,706.86
EXTRA VOTED-NON HOME	3,953,575	17.9370	\$ 70,915.27	
EXTRA VOTED-NON HOME COM PP	-	5.9370	\$ -	
DEBT RETIREMENT	8,930,530	3.0000	\$ 26,791.59	
80240 WOOD				\$ 34,700.51
EXTRA VOTED-NON HOME	2,074,918	16.7238	\$ 34,700.51	
EXTRA VOTED-NON HOME COM PP	-	4.7238	\$ -	
EXTRA VOTED-SINKING FUND	5,202,733	0.0000	\$ -	
VAN BUREN DISTRICT LIBRARY	60,927,992	0.8917	\$ 54,329.49	\$ 54,329.49
SPECIAL ASSESSMENTS				\$ 153,615.63
FIRE DISTRICT (Taxable Real Only)	57,533,942	2.6700	\$ 153,615.63	
			\$ -	
			TOTAL WINTER LEVY	\$ 1,754,452.56
SUMMER TAX LEVY				
STATE EDUCATION TAX	60,837,992	6.0000	\$ 365,027.95	\$ 365,027.95
VAN BUREN COUNTY ALLOCATED	60,927,992	4.4719	\$ 272,463.89	\$ 272,463.89
			4.4719	
			TOTAL SUMMER LEVY	\$ 637,491.84

2014 Bloomingdale Township (05 & 42)

	STATE EQUALIZED VALUE	TAXABLE VALUE	HOMESTEAD VALUE	NON HOMESTEAD VALUE
REAL PROPERTY				
Agricultural	19,458,100	11,114,183	10,358,223	755,960
Commercial	3,450,600	3,197,713	34,636	3,163,077
Industrial	1,506,500	1,210,067	132,146	1,077,921
Residential	74,564,300	65,712,943	39,899,173	25,813,770
TOTAL REAL	98,979,500	81,234,906	50,424,178	30,810,728
PERSONAL PROPERTY				
Agricultural	-	-	-	-
Commercial	2,177,300	2,177,300	2,177,300	-
Industrial	523,000	523,000	523,000	-
Residential	-	-	-	-
Utility	2,398,200	2,398,200	-	2,398,200
TOTAL PERSONAL	5,098,500	5,098,500	2,700,300	2,398,200
GRAND TOTAL	104,078,000	86,333,406	53,124,478	33,208,928
	TAXABLE VALUE	MILLS	ANTICIPATED REVENUE	UNIT TOTALS
<u>VAN BUREN COUNTY</u>	86,333,406	2.7002		\$ 233,117.46
ALLOCATED		0.0000	\$ -	
EXTRA VOTED-PUBLIC TRANSIT		0.2480	\$ 21,410.68	
EXTRA VOTED-AMBULANCE		0.9402	\$ 81,170.67	
EXTRA VOTED-ROADS		0.9769	\$ 84,339.10	
EXTRA VOTED-PUBLIC SAFETY		0.5351	\$ 46,197.01	
<u>BLOOMINGDALE TOWNSHIP</u>	86,333,406	4.5895		\$ 417,810.52
ALLOCATED		0.7131	\$ 61,564.35	
EXTRA VOTED-ROADS		3.8764	\$ 334,662.82	
EXTRA VOTED-SENIORS		0.2500	\$ 21,583.35	
<u>80000 VAN BUREN INTERMEDIATE</u>	86,333,406	5.9728		\$ 515,652.16
ALLOCATED		0.1414	\$ 12,207.54	
EXTRA VOTED-SPEC. ED.		3.3321	\$ 287,671.54	
EXTRA VOTED-VOCATIONAL		2.4993	\$ 215,773.08	
<u>80090 BLOOMINGDALE</u>				\$ 709,821.45
EXTRA VOTED-NON HOME	17,865,729	18.0000	\$ 321,583.12	
EXTRA VOTED-NON HOME COM PP	1,895,800	6.0000	\$ 11,374.80	
DEBT RETIREMENT	47,107,941	8.0000	\$ 376,863.53	

2014 Bloomingdale Township (05 & 42) - Continued

	<u>TAXABLE VALUE</u>	<u>MILLS</u>	<u>ANTICIPATED REVENUE</u>	<u>UNIT TOTALS</u>
<u>80110 GOBLES</u>				\$ 630,895.77
EXTRA VOTED-NON HOME	15,343,199	18.0000	\$ 276,177.58	
EXTRA VOTED-NON HOME COM PP	281,500	6.0000	\$ 1,689.00	
DEBT RETIREMENT	39,225,465	9.0000	\$ 353,029.19	
<hr/>				
VAN BUREN DISTRICT LIBRARY	86,333,406	0.8917	\$ 76,983.50	\$ 76,983.50
<hr/>				
<u>SPECIAL ASSESSMENTS</u>			\$ -	\$ -
			\$ -	
<hr/>				
			TOTAL WINTER LEVY	\$ 2,584,280.86
<hr/>				
<u>SUMMER TAX LEVY</u>				
<hr/>				
STATE EDUCATION TAX	85,810,406	6.0000	\$ 514,862.44	\$ 514,862.44
<hr/>				
<u>VAN BUREN COUNTY ALLOCATED</u>	86,333,406	<u>4.4719</u> 4.4719	\$ 386,074.36	\$ 386,074.36
<hr/>				
			TOTAL SUMMER LEVY	\$ 900,936.80

2014 Columbia Township (06 & 40)

	<u>STATE EQUALIZED VALUE</u>	<u>TAXABLE VALUE</u>	<u>HOMESTEAD VALUE</u>	<u>NON HOMESTEAD VALUE</u>
REAL PROPERTY				
Agricultural	14,373,300	8,434,866	7,971,917	462,949
Commercial	1,569,200	1,247,899	18,346	1,229,553
Industrial	856,000	508,169	108,986	399,183
Residential	81,742,500	69,718,570	36,201,554	33,517,016
TOTAL REAL	98,541,000	79,909,504	44,300,803	35,608,701
PERSONAL PROPERTY				
Agricultural	-	-	-	-
Commercial	229,850	229,850	229,850	-
Industrial	406,950	406,950	406,950	-
Residential	-	-	-	-
Utility	2,937,000	2,937,000	-	2,937,000
TOTAL PERSONAL	3,573,800	3,573,800	636,800	2,937,000
GRAND TOTAL	102,114,800	83,483,304	44,937,603	38,545,701
	<u>TAXABLE VALUE</u>	<u>MILLS</u>	<u>ANTICIPATED REVENUE</u>	<u>UNIT TOTALS</u>
<u>VAN BUREN COUNTY</u>	83,483,304	2.7002		\$ 225,421.62
ALLOCATED		0.0000	\$ -	
EXTRA VOTED-PUBLIC TRANSIT		0.2480	\$ 20,703.86	
EXTRA VOTED-AMBULANCE		0.9402	\$ 78,491.00	
EXTRA VOTED-ROADS		0.9769	\$ 81,554.84	
EXTRA VOTED-PUBLIC SAFETY		0.5351	\$ 44,671.92	
<u>COLUMBIA TOWNSHIP</u>	83,483,304	5.4027		\$ 451,035.25
ALLOCATED		0.7569	\$ 63,188.51	
EXTRA VOTED-ROADS		2.8000	\$ 233,753.25	
EXTRA VOTED - PUBLIC SAFETY		1.2500	\$ 104,354.13	
SOUTH HAVEN HOSPITAL		0.3458	\$ 28,868.53	
SENIORS		0.2500	\$ 20,870.83	
<u>80000 VAN BUREN INTERMEDIATE</u>	83,483,304	5.9728		\$ 498,629.08
ALLOCATED		0.1414	\$ 11,804.54	
EXTRA VOTED-SPEC. ED.		3.3321	\$ 278,174.72	
EXTRA VOTED-VOCATIONAL		2.4993	\$ 208,649.82	
<u>80020 BANGOR</u>				\$ 524,559.68
EXTRA VOTED-NON HOME	18,174,784	18.0000	\$ 327,146.11	
EXTRA VOTED-NON HOME COM PP	26,200	6.0000	\$ 157.20	
DEBT RETIREMENT	37,925,165	5.2012	\$ 197,256.37	

2014 Columbia Township (06 & 40) - Continued

	<u>TAXABLE VALUE</u>	<u>MILLS</u>	<u>ANTICIPATED REVENUE</u>	<u>UNIT TOTALS</u>
<u>80090 BLOOMINGDALE</u>				\$ 732,363.52
EXTRA VOTED-NON HOME	20,370,917	18.0000	\$ 366,676.51	
EXTRA VOTED-NON HOME COM PP	203,650	6.0000	\$ 1,221.90	
DEBT RETIREMENT	45,558,139	8.0000	\$ 364,465.11	
<hr/>				
VAN BUREN DISTRICT LIBRARY	83,483,304	0.8917	\$ 74,442.06	\$ 74,442.06
<hr/>				
<u>SPECIAL ASSESSMENTS</u>				\$ 159,819.01
FIRE DISTRICT (Taxable Real Only)	79,909,504	2.0000	\$ 159,819.01	
AMBULANCE (Taxable Real Only)	79,909,504	0.0000	\$ -	
			\$ -	
			\$ -	
<hr/>				
			TOTAL WINTER LEVY	\$ 2,666,270.22
<hr/>				
<u>SUMMER TAX LEVY</u>				
<hr/>				
STATE EDUCATION TAX	83,076,354	6.0000	\$ 498,458.12	\$ 498,458.12
<hr/>				
<u>VAN BUREN COUNTY</u>	83,483,304	4.4719		\$ 373,328.99
ALLOCATED		4.4719	\$ 373,328.99	
<hr/>				
			TOTAL SUMMER LEVY	\$ 871,787.11

2014 Covert Township (07)

	<u>STATE EQUALIZED VALUE</u>	<u>TAXABLE VALUE</u>	<u>HOMESTEAD VALUE</u>	<u>NON HOMESTEAD VALUE</u>
REAL PROPERTY				
Agricultural	9,975,400	5,857,046	5,286,083	570,963
Commercial	4,872,600	4,149,984	99,573	4,050,411
Industrial	19,750,500	17,237,901	-	17,237,901
Residential	159,868,900	103,319,511	29,616,276	73,703,235
TOTAL REAL	194,467,400	130,564,442	35,001,932	95,562,510
PERSONAL PROPERTY				
Agricultural	-	-	-	-
Commercial	1,070,500	1,070,500	1,070,500	-
Industrial	516,567,500	516,567,500	98,392,500	418,175,000
Residential	-	-	-	-
Utility	10,775,200	10,775,200	-	10,775,200
TOTAL PERSONAL	528,413,200	528,413,200	99,463,000	428,950,200
GRAND TOTAL	722,880,600	658,977,642	134,464,932	524,512,710
	<u>TAXABLE VALUE</u>	<u>MILLS</u>	<u>ANTICIPATED REVENUE</u>	<u>UNIT TOTALS</u>
<u>VAN BUREN COUNTY</u>	658,977,642	2.7002		\$ 1,779,371.44
ALLOCATED		0.0000	\$ -	
EXTRA VOTED-PUBLIC TRANSIT		0.2480	\$ 163,426.46	
EXTRA VOTED-AMBULANCE		0.9402	\$ 619,570.78	
EXTRA VOTED-ROADS		0.9769	\$ 643,755.26	
EXTRA VOTED-PUBLIC SAFETY		0.5351	\$ 352,618.94	
<u>COVERT TOWNSHIP</u>	658,977,642	6.8207		\$ 4,659,433.22
ALLOCATED		0.8258	\$ 544,183.74	
EXTRA VOTED-ROADS		0.5000	\$ 329,488.82	
EXTRA VOTED-FIRE/AMBULANCE		1.7000	\$ 1,120,261.99	
EXTRA VOTED-POLICE PROT.		1.9000	\$ 1,252,057.52	
SOUTH HAVEN HOSPITAL		0.3361	\$ 221,482.39	
EXTRA VOTED-WATER BOND		1.5588	\$ 1,027,214.35	
EXTRA VOTED-SENIOR		0.2500	\$ 164,744.41	
<u>80000 VAN BUREN INTERMEDIATE</u>	658,105,906	5.9728		\$ 3,930,734.96
ALLOCATED		0.1414	\$ 93,056.18	
EXTRA VOTED-SPEC. ED.		3.3321	\$ 2,192,874.69	
EXTRA VOTED-VOCATIONAL		2.4993	\$ 1,644,804.09	
<u>11000 BERRIEN INTERMEDIATE</u>	871,736	2.3699		\$ 2,065.93
ALLOCATED		0.1745	\$ 152.12	
EXTRA VOTED-SPEC. ED.		2.1954	\$ 1,913.81	

2014 Covert Township (07) - Continued

	TAXABLE VALUE	MILLS	ANTICIPATED REVENUE	UNIT TOTALS
<u>80020 BANGOR</u>				\$ 10,513.31
EXTRA VOTED-NON HOME	281,535	18.0000	\$ 5,067.63	
EXTRA VOTED-NON HOME COM PP	-	6.0000	\$ -	
DEBT RETIREMENT	1,047,005	5.2012	\$ 5,445.68	
<hr/>				
<u>11330 COLOMA</u>				\$ 2,650.12
EXTRA VOTED-NON HOME	99,096	18.0000	\$ 1,783.73	
EXTRA VOTED-NON HOME COM PP	-	6.0000	\$ -	
DEBT RETIREMENT	251,859	3.4400	\$ 866.39	
<hr/>				
VAN BUREN DISTRICT LIBRARY	658,977,642	0.8917	\$ 587,610.36	\$ 587,610.36
<hr/>				
<u>SPECIAL ASSESSMENTS</u>			\$ -	\$ -
<hr/>				
			TOTAL WINTER LEVY	\$ 10,972,379.34
<hr/>				
<u>SUMMER TAX LEVY</u>				
<hr/>				
<u>VAN BUREN COUNTY</u>	658,977,642	4.4719		\$ 2,946,882.12
ALLOCATED		4.4719	\$ 2,946,882.12	
<hr/>				
LAKE MICHIGAN COLLEGE	658,977,642	1.7854	\$ 1,176,538.68	\$ 1,176,538.68
<hr/>				
STATE EDUCATION TAX	560,585,142	6.0000	\$ 3,363,510.85	\$ 3,363,510.85
<hr/>				
<u>11320 WATERVLIET</u>				\$ 6,939.63
EXTRA VOTED-NON HOME	147,974	18.0000	\$ 2,663.53	
EXTRA VOTED-NON HOME COM PP	-	6.0000	\$ -	
DEBT RETIREMENT	619,877	6.8983	\$ 4,276.10	
<hr/>				
<u>80010 SOUTH HAVEN</u>				\$ 127.20
EXTRA VOTED-OPERATING	-	18.0000	\$ -	
EXTRA VOTED-NON HOME COM PP	-	6.0000	\$ -	
DEBT RETIREMENT	26,500	4.8000	\$ 127.20	
<hr/>				
<u>80040 COVERT</u>				\$ 9,447,651.78
EXTRA VOTED-NON HOME	524,512,710	18.0000	\$ 9,441,228.78	
EXTRA VOTED-NON HOME COM PP	1,070,500	6.0000	\$ 6,423.00	
<hr/>				
			TOTAL SUMMER LEVY	\$ 16,941,650.26

2014 Decatur Township (08 & 43)

	<u>STATE EQUALIZED VALUE</u>	<u>TAXABLE VALUE</u>	<u>HOMESTEAD VALUE</u>	<u>NON HOMESTEAD VALUE</u>
REAL PROPERTY				
Agricultural	31,727,200	16,205,068	15,720,545	484,523
Commercial	10,833,600	10,325,074	375,142	9,949,932
Industrial	2,159,400	1,870,234	4,205	1,866,029
Residential	49,985,100	47,227,761	34,611,424	12,616,337
TOTAL REAL	94,705,300	75,628,137	50,711,316	24,916,821
PERSONAL PROPERTY				
Agricultural	-	-	-	-
Commercial	7,808,400	7,808,400	7,808,400	-
Industrial	1,452,900	1,452,900	1,452,900	-
Residential	-	-	-	-
Utility	3,291,400	3,291,400	-	3,291,400
TOTAL PERSONAL	12,552,700	12,552,700	9,261,300	3,291,400
GRAND TOTAL	107,258,000	88,180,837	59,972,616	28,208,221
	<u>TAXABLE VALUE</u>	<u>MILLS</u>	<u>ANTICIPATED REVENUE</u>	<u>UNIT TOTALS</u>
<u>VAN BUREN COUNTY</u>	88,180,837	2.7002		\$ 238,105.90
ALLOCATED		0.0000	\$ -	
EXTRA VOTED-PUBLIC TRANSIT		0.2480	\$ 21,868.85	
EXTRA VOTED-AMBULANCE		0.9402	\$ 82,907.62	
EXTRA VOTED-ROADS		0.9769	\$ 86,143.86	
EXTRA VOTED-PUBLIC SAFETY		0.5351	\$ 47,185.57	
<u>DECATUR TOWNSHIP</u>	88,180,837	2.8981		\$ 277,602.09
ALLOCATED		0.8981	\$ 79,195.21	
EXTRA VOTED - ROADS		2.0000	\$ 176,361.67	
EXTRA VOTED - SENIORS		0.2500	\$ 22,045.21	
<u>80000 VAN BUREN INTERMEDIATE</u>	88,133,877	5.9728		\$ 526,406.02
ALLOCATED		0.1414	\$ 12,462.13	
EXTRA VOTED-SPEC. ED.		3.3321	\$ 293,670.89	
EXTRA VOTED-VOCATIONAL		2.4993	\$ 220,273.00	
<u>14000 CASS INTERMEDIATE</u>	46,960	2.2317		\$ 104.80
ALLOCATED		0.2026	\$ 9.51	
EXTRA VOTED-SPEC. ED.		2.0291	\$ 95.29	
<u>80050 DECATUR</u>				\$ 1,192,551.43
EXTRA VOTED-NON HOME	28,054,149	18.0000	\$ 504,974.68	
EXTRA VOTED-NON HOME COM PP	7,808,400	6.0000	\$ 46,850.40	
DEBT RETIREMENT	86,235,040	7.4300	\$ 640,726.35	

2014 Decatur Township (08 & 43) - Continued

	<u>TAXABLE VALUE</u>	<u>MILLS</u>	<u>ANTICIPATED REVENUE</u>	<u>UNIT TOTALS</u>
<u>80140 LAWTON</u>				\$ 19,542.25
EXTRA VOTED-NON HOME	127,991	17.6796	\$ 2,262.83	
EXTRA VOTED-NON HOME COM PP	-	5.6796	\$ -	
DEBT RETIREMENT	1,898,837	9.1000	\$ 17,279.42	
<hr/>				
<u>14050 MARCELLUS</u>				\$ 880.36
EXTRA VOTED-NON HOME	26,081	18.0000	\$ 469.46	
EXTRA VOTED-NON HOME COM PP	-	6.0000	\$ -	
DEBT RETIREMENT	46,960	8.7500	\$ 410.90	
<hr/>				
VAN BUREN DISTRICT LIBRARY	88,180,837	0.8917	\$ 78,630.85	\$ 78,630.85
<hr/>				
<u>SPECIAL ASSESSMENTS</u>				\$ 189,070.35
FIRE DISTRICT (Taxable Real Only)	75,628,137	1.5000	\$ 113,442.21	
FIRE PROT. (Taxable Real Only)	75,628,137	0.5000	\$ 37,814.07	
QUICK RESP. (Taxable Real Only)	75,628,137	0.5000	\$ 37,814.07	
			\$ -	
			\$ -	
				TOTAL WINTER LEVY \$ 2,522,894.05
<hr/>				
<u>SUMMER TAX LEVY</u>				
<hr/>				
STATE EDUCATION TAX	86,727,937	6.0000	\$ 520,367.62	\$ 520,367.62
<hr/>				
<u>VAN BUREN COUNTY ALLOCATED</u>	88,180,837	4.4719	\$ 394,335.88	\$ 394,335.88
				TOTAL SUMMER LEVY \$ 914,703.50

2014 Geneva Township (09)

	STATE EQUALIZED VALUE	TAXABLE VALUE	HOMESTEAD VALUE	NON HOMESTEAD VALUE
REAL PROPERTY				
Agricultural	14,773,200	8,174,449	7,754,424	420,025
Commercial	5,890,800	5,502,519	364,022	5,138,497
Industrial	386,300	193,508	43,557	149,951
Residential	82,279,200	68,300,389	48,635,529	19,664,860
TOTAL REAL	103,329,500	82,170,865	56,797,532	25,373,333
PERSONAL PROPERTY				
Agricultural	-	-	-	-
Commercial	721,500	721,500	721,500	-
Industrial	5,000	5,000	5,000	-
Residential	-	-	-	-
Utility	3,238,100	3,140,772	-	3,140,772
TOTAL PERSONAL	3,964,600	3,867,272	726,500	3,140,772
GRAND TOTAL	107,294,100	86,038,137	57,524,032	28,514,105
	TAXABLE VALUE	MILLS	ANTICIPATED REVENUE	UNIT TOTALS
<u>VAN BUREN COUNTY</u>	86,038,137	<u>2.7002</u>		\$ 232,320.19
ALLOCATED		0.0000	\$ -	
EXTRA VOTED-PUBLIC TRANSIT		0.2480	\$ 21,337.46	
EXTRA VOTED-AMBULANCE		0.9402	\$ 80,893.06	
EXTRA VOTED-ROADS		0.9769	\$ 84,050.66	
EXTRA VOTED-PUBLIC SAFETY		0.5351	\$ 46,039.01	
<u>GENEVA TOWNSHIP</u>	86,038,137	<u>4.3898</u>		\$ 377,690.20
ALLOCATED		0.7810	\$ 67,195.78	
EXTRA VOTED-ROADS		3.0000	\$ 258,114.41	
EXTRA VOTED-SENIORS		0.2500	\$ 21,509.53	
SOUTH HAVEN HOSPITAL		0.3588	\$ 30,870.48	
<u>80000 VAN BUREN INTERMEDIATE</u>	86,038,137	<u>5.9728</u>		\$ 513,888.59
ALLOCATED		0.1414	\$ 12,165.79	
EXTRA VOTED-SPEC. ED.		3.3321	\$ 286,687.68	
EXTRA VOTED-VOCATIONAL		2.4993	\$ 215,035.12	
<u>80020 BANGOR</u>				\$ 226,961.03
EXTRA VOTED-NON HOME	6,040,869	18.0000	\$ 108,735.64	
EXTRA VOTED-NON HOME COM PP	183,100	6.0000	\$ 1,098.60	
DEBT RETIREMENT	22,519,185	5.2012	\$ 117,126.79	

2014 Geneva Township (09) - Continued

	TAXABLE VALUE	MILLS	ANTICIPATED REVENUE	UNIT TOTALS
80040 COVERT				
EXTRA VOTED-NON HOME	91,344	18.0000	\$ 1,644.19	\$ 1,644.19
EXTRA VOTED-NON HOME COM PP	-	6.0000	\$ -	
EXTRA VOTED-HOLD HARMLESS	127,992	0.0000	\$ -	
DEBT RETIREMENT	127,992	0.0000	\$ -	
<hr/>				
SPECIAL ASSESSMENTS				
GENEVA FIRE DIST(Taxable Real Only)	82,170,865	2.6000	\$ 213,644.25	\$ 219,788.35
STREET LIGHT DIST - CONTINUOUS			\$ 758.50	
16TH AVE - 68th ST to M-43 - YR 6 OF 6			\$ 5,385.60	
<hr/>				
			TOTAL WINTER LEVY	\$ 1,572,292.55
<hr/>				
SUMMER TAX LEVY				
<hr/>				
VAN BUREN COUNTY ALLOCATED	86,038,137	<u>4.4719</u> 4.4719	\$ 384,753.94	\$ 384,753.94
<hr/>				
LAKE MICHIGAN COLLEGE	63,390,960	1.7854	\$ 113,178.22	\$ 113,178.22
<hr/>				
STATE EDUCATION TAX	86,033,137	6.0000	\$ 516,198.82	\$ 516,198.82
<hr/>				
80010 SOUTH HAVEN				
EXTRA VOTED-NON HOME	22,381,892	18.0000	\$ 402,874.06	\$ 710,381.07
EXTRA VOTED-NON HOME COM PP	538,400	6.0000	\$ 3,230.40	
DEBT RETIREMENT	63,390,960	4.8000	\$ 304,276.61	
<hr/>				
			TOTAL SUMMER LEVY	\$ 1,724,512.05

2014 Hamilton Township (10)

	<u>STATE EQUALIZED VALUE</u>	<u>TAXABLE VALUE</u>	<u>HOMESTEAD VALUE</u>	<u>NON HOMESTEAD VALUE</u>
REAL PROPERTY				
Agricultural	28,826,000	14,364,951	13,993,371	371,580
Commercial	2,713,900	2,708,758	86,543	2,622,215
Industrial	489,300	489,300	-	489,300
Residential	36,000,700	30,930,422	21,203,802	9,726,620
TOTAL REAL	<u>68,029,900</u>	<u>48,493,431</u>	<u>35,283,716</u>	<u>13,209,715</u>
PERSONAL PROPERTY				
Agricultural	-	-	-	-
Commercial	310,500	310,500	310,500	-
Industrial	454,600	454,600	454,600	-
Residential	-	-	-	-
Utility	1,514,700	1,514,700	-	1,514,700
TOTAL PERSONAL	<u>2,279,800</u>	<u>2,279,800</u>	<u>765,100</u>	<u>1,514,700</u>
GRAND TOTAL	70,309,700	50,773,231	36,048,816	14,724,415
	<u>TAXABLE VALUE</u>	<u>MILLS</u>	<u>ANTICIPATED REVENUE</u>	<u>UNIT TOTALS</u>
<u>VAN BUREN COUNTY</u>	50,773,231	<u>2.7002</u>		\$ 137,097.88
ALLOCATED		0.0000	\$ -	
EXTRA VOTED-PUBLIC TRANSIT		0.2480	\$ 12,591.76	
EXTRA VOTED-AMBULANCE		0.9402	\$ 47,736.99	
EXTRA VOTED-ROADS		0.9769	\$ 49,600.37	
EXTRA VOTED-PUBLIC SAFETY		0.5351	\$ 27,168.76	
<u>HAMILTON TOWNSHIP</u>	50,773,231	<u>0.7758</u>		\$ 153,528.09
ALLOCATED		0.7758	\$ 39,389.87	
EXTRA VOTED - SENIORS		0.2500	\$ 12,693.31	
EXTRA VOTED - ROADS - 2014		1.0000	\$ 50,773.23	
EXTRA VOTED - ROADS - 2010		0.9980	\$ 50,671.68	
<u>80000 VAN BUREN INTERMEDIATE</u>	50,773,231	<u>5.9728</u>		\$ 303,258.35
ALLOCATED		0.1414	\$ 7,179.33	
EXTRA VOTED-SPEC. ED.		3.3321	\$ 169,181.48	
EXTRA VOTED-VOCATIONAL		2.4993	\$ 126,897.54	
<u>80050 DECATUR</u>				\$ 644,147.58
EXTRA VOTED-NON HOME	14,724,415	18.0000	\$ 265,039.47	
EXTRA VOTED-NON HOME COM PP	310,500	6.0000	\$ 1,863.00	
DEBT RETIREMENT	50,773,231	7.4300	\$ 377,245.11	

2014 Hamilton Township (10) - Continued

	<u>TAXABLE VALUE</u>	<u>MILLS</u>	<u>ANTICIPATED REVENUE</u>	<u>UNIT TOTALS</u>
SOUTHWESTERN MICH COLLEGE	50,773,231	2.4280	\$ 123,277.40	\$ 123,277.40
VAN BUREN DISTRICT LIBRARY	50,773,231	0.8917	\$ 45,274.49	\$ 45,274.49
<u>SPECIAL ASSESSMENTS</u>				\$ 121,233.59
FIRE DISTRICT (Taxable Real Only)	48,493,431	1.5000	\$ 72,740.15	
FIRE PROTECTION (Taxable Real Only)	48,493,431	0.5000	\$ 24,246.72	
QUICK RESPONSE (Taxable Real Only)	48,493,431	0.5000	\$ 24,246.72	
			\$ -	
			\$ -	
			TOTAL WINTER LEVY	\$ 1,527,817.38
<u>SUMMER TAX LEVY</u>				
STATE EDUCATION TAX	50,318,631	6.0000	\$ 301,911.79	\$ 301,911.79
<u>VAN BUREN COUNTY ALLOCATED</u>	50,773,231	<u>4.4719</u> 4.4719	\$ 227,052.81	\$ 227,052.81
			TOTAL SUMMER LEVY	\$ 528,964.60

2014 Hartford Township (11)

	<u>STATE EQUALIZED VALUE</u>	<u>TAXABLE VALUE</u>	<u>HOMESTEAD VALUE</u>	<u>NON HOMESTEAD VALUE</u>
REAL PROPERTY				
Agricultural	33,332,800	18,051,845	17,590,318	461,527
Commercial	6,077,500	5,505,380	182,484	5,322,896
Industrial	1,741,500	1,125,632	167,397	958,235
Residential	39,290,500	36,473,313	28,518,048	7,955,265
TOTAL REAL	80,442,300	61,156,170	46,458,247	14,697,923
PERSONAL PROPERTY				
Agricultural	-	-	-	-
Commercial	1,313,300	1,313,300	1,313,300	-
Industrial	4,700	4,700	4,700	-
Residential	-	-	-	-
Utility	2,111,100	2,111,100	-	2,111,100
TOTAL PERSONAL	3,429,100	3,429,100	1,318,000	2,111,100
GRAND TOTAL	83,871,400	64,585,270	47,776,247	16,809,023
	<u>TAXABLE VALUE</u>	<u>MILLS</u>	<u>ANTICIPATED REVENUE</u>	<u>UNIT TOTALS</u>
<u>VAN BUREN COUNTY</u>	64,585,270	2.7002		\$ 174,393.15
ALLOCATED		0.0000	\$ -	
EXTRA VOTED-PUBLIC TRANSIT		0.2480	\$ 16,017.15	
EXTRA VOTED-AMBULANCE		0.9402	\$ 60,723.07	
EXTRA VOTED-ROADS		0.9769	\$ 63,093.35	
EXTRA VOTED-PUBLIC SAFETY		0.5351	\$ 34,559.58	
<u>HARTFORD TOWNSHIP</u>	64,585,270	3.2362		\$ 209,010.86
ALLOCATED		0.8365	\$ 54,025.58	
EXTRA VOTED - ROADS		1.4347	\$ 92,660.49	
EXTRA VOTED - FIRE		0.7150	\$ 46,178.47	
EXTRA VOTED - SENIORS		0.2500	\$ 16,146.32	
<u>80000 VAN BUREN INTERMEDIATE</u>	62,720,939	5.9728		\$ 374,619.62
ALLOCATED		0.1414	\$ 8,868.74	
EXTRA VOTED-SPEC. ED.		3.3321	\$ 208,992.44	
EXTRA VOTED-VOCATIONAL		2.4993	\$ 156,758.44	
<u>11000 BERRIEN INTERMEDIATE</u>	1,864,331	2.3699		\$ 4,418.28
ALLOCATED		0.1745	\$ 325.33	
EXTRA VOTED-SPEC. ED.		2.1954	\$ 4,092.95	
<u>80120 HARTFORD</u>				\$ 491,474.08
EXTRA VOTED-NON HOME	16,475,913	17.9370	\$ 295,528.45	
EXTRA VOTED-NON HOME COM PP	1,310,900	5.9370	\$ 7,782.81	
DEBT RETIREMENT	62,720,939	3.0000	\$ 188,162.82	

2014 Hartford Township (11) - Continued

	TAXABLE VALUE	MILLS	ANTICIPATED REVENUE	UNIT TOTALS
HARTFORD DISTRICT LIBRARY	64,585,270	1.5407	\$ 99,506.53	\$ 99,506.53
<hr/>				
<u>SPECIAL ASSESSMENTS</u>			\$ -	\$ -
<hr/>				
			TOTAL WINTER LEVY	\$ 1,353,422.52
<hr/>				
<u>SUMMER TAX LEVY</u>				
<hr/>				
STATE EDUCATION TAX	64,580,570	6.0000	\$ 387,483.42	\$ 387,483.42
<hr/>				
<u>VAN BUREN COUNTY ALLOCATED</u>	64,585,270	<u>4.4719</u> 4.4719	\$ 288,818.87	\$ 288,818.87
<hr/>				
<u>11320 WATERVLIET</u>				\$ 18,871.09
EXTRA VOTED-NON HOME	333,110	18.0000	\$ 5,995.98	
EXTRA VOTED-NON HOME COM PP	2,400	6.0000	\$ 14.40	
DEBT RETIREMENT	1,864,331	6.8983	\$ 12,860.71	
<hr/>				
			TOTAL SUMMER LEVY	\$ 695,173.38

2014 Keeler Township (12)

	<u>STATE EQUALIZED VALUE</u>	<u>TAXABLE VALUE</u>	<u>HOMESTEAD VALUE</u>	<u>NON HOMESTEAD VALUE</u>
REAL PROPERTY				
Agricultural	30,401,600	16,163,367	15,647,116	516,251
Commercial	5,764,700	4,935,207	151,638	4,783,569
Industrial	832,700	784,664	65,400	719,264
Residential	123,432,600	104,718,425	40,506,026	64,212,399
TOTAL REAL	<u>160,431,600</u>	<u>126,601,663</u>	<u>56,370,180</u>	<u>70,231,483</u>
PERSONAL PROPERTY				
Agricultural	-	-	-	-
Commercial	363,000	363,000	363,000	-
Industrial	1,659,400	1,659,400	1,659,400	-
Residential	-	-	-	-
Utility	2,766,700	2,766,700	-	2,766,700
TOTAL PERSONAL	<u>4,789,100</u>	<u>4,789,100</u>	<u>2,022,400</u>	<u>2,766,700</u>
GRAND TOTAL	165,220,700	131,390,763	58,392,580	72,998,183
	<u>TAXABLE VALUE</u>	<u>MILLS</u>	<u>ANTICIPATED REVENUE</u>	<u>UNIT TOTALS</u>
<u>VAN BUREN COUNTY</u>	131,390,763	<u>2.7002</u>		\$ 354,781.35
ALLOCATED		0.0000	\$ -	
EXTRA VOTED-PUBLIC TRANSIT		0.2480	\$ 32,584.91	
EXTRA VOTED-AMBULANCE		0.9402	\$ 123,533.60	
EXTRA VOTED-ROADS		0.9769	\$ 128,355.64	
EXTRA VOTED-PUBLIC SAFETY		0.5351	\$ 70,307.20	
<u>KEELER TOWNSHIP</u>	131,390,763	<u>2.4431</u>		\$ 452,391.53
ALLOCATED		0.7024	\$ 92,288.87	
EXTRA VOTED - ROADS		0.9947	\$ 130,694.39	
EXTRA VOTED - POLICE PROT.		0.7460	\$ 98,017.51	
EXTRA VOTED - FIRE		1.0000	\$ 131,390.76	
<u>80000 VAN BUREN INTERMEDIATE</u>	18,485,902	<u>5.9728</u>		\$ 110,412.59
ALLOCATED		0.1414	\$ 2,613.91	
EXTRA VOTED-SPEC. ED.		3.3321	\$ 61,596.87	
EXTRA VOTED-VOCATIONAL		2.4993	\$ 46,201.81	
<u>11000 BERRIEN INTERMEDIATE</u>	841,550	<u>2.3699</u>		\$ 1,994.39
ALLOCATED		0.1745	\$ 146.85	
EXTRA VOTED-SPEC. ED.		2.1954	\$ 1,847.54	
<u>14000 CASS INTERMEDIATE</u>	112,063,311	<u>2.2317</u>		\$ 250,091.69
ALLOCATED		0.2026	\$ 22,704.03	
EXTRA VOTED-SPEC. ED.		2.0291	\$ 227,387.66	

2014 Keeler Township (12) - Continued

	TAXABLE VALUE	MILLS	ANTICIPATED REVENUE	UNIT TOTALS
<u>80120 HARTFORD</u>				\$ 116,597.74
EXTRA VOTED-NON HOME	3,390,195	17.9370	\$ 60,809.93	
EXTRA VOTED-NON HOME COM PP	55,600	5.9370	\$ 330.10	
DEBT RETIREMENT	18,485,902	3.0000	\$ 55,457.71	
<hr/>				
<u>14020 DOWAGIAC</u>				
EXTRA VOTED-NON HOME	69,596,731	18.0000	\$ 1,252,741.16	\$ 1,573,966.00
EXTRA VOTED-NON HOME COM PP	307,400	6.0000	\$ 1,844.40	
DEBT RETIREMENT	112,063,311	2.8500	\$ 319,380.44	
<hr/>				
SOUTHWESTERN MICH COLLEGE	131,390,763	2.4280	\$ 319,016.77	\$ 319,016.77
<hr/>				
DOWAGIAC DISTRICT LIBRARY	112,063,311	0.7079	\$ 79,329.62	\$ 79,329.62
<hr/>				
<u>SPECIAL ASSESSMENTS</u>				\$ 18,943.98
STREET LIGHTS	65,324,085	0.2900	\$ 18,943.98	
<hr/>				
			TOTAL WINTER LEVY	\$ 3,277,525.66
<hr/>				
<u>SUMMER TAX LEVY</u>				
<hr/>				
STATE EDUCATION TAX	129,731,363	6.0000	\$ 778,388.18	\$ 778,388.18
<hr/>				
<u>VAN BUREN COUNTY</u>	131,390,763	4.4719		\$ 587,566.35
ALLOCATED		4.4719	\$ 587,566.35	
<hr/>				
<u>11320 WATERVLIET</u>				\$ 6,007.89
EXTRA VOTED-NON HOME	11,257	18.0000	\$ 202.63	
EXTRA VOTED-NON HOME COM PP	-	6.0000	\$ -	
DEBT RETIREMENT	841,550	6.8983	\$ 5,805.26	
<hr/>				
			TOTAL SUMMER LEVY	\$ 1,371,962.42

Lawrence Township (13 & 44)

	STATE EQUALIZED VALUE	TAXABLE VALUE	HOMESTEAD VALUE	NON HOMESTEAD VALUE
REAL PROPERTY				
Agricultural	27,104,800	14,093,538	13,339,777	753,761
Commercial	3,824,700	3,237,762	57,500	3,180,262
Industrial	3,434,400	2,832,023	-	2,832,023
Residential	96,323,400	78,242,439	49,519,435	28,723,004
TOTAL REAL	130,687,300	98,405,762	62,916,712	35,489,050
PERSONAL PROPERTY				
Agricultural	-	-	-	-
Commercial	1,006,400	1,006,400	1,006,400	-
Industrial	1,226,500	1,226,500	1,226,500	-
Residential	-	-	-	-
Utility	2,506,800	2,506,800	-	2,506,800
TOTAL PERSONAL	4,739,700	4,739,700	2,232,900	2,506,800
GRAND TOTAL	135,427,000	103,145,462	65,149,612	37,995,850
	TAXABLE VALUE	MILLS	ANTICIPATED REVENUE	UNIT TOTALS
<u>VAN BUREN COUNTY</u>	103,145,462	2.7002		\$ 278,513.37
ALLOCATED		0.0000	\$ -	
EXTRA VOTED-PUBLIC TRANSIT		0.2480	\$ 25,580.07	
EXTRA VOTED-AMBULANCE		0.9402	\$ 96,977.36	
EXTRA VOTED-ROADS		0.9769	\$ 100,762.80	
EXTRA VOTED-PUBLIC SAFETY		0.5351	\$ 55,193.14	
<u>LAWRENCE TOWNSHIP</u>	103,145,462	1.9064		\$ 196,636.51
LAWRENCE OPERATING		0.6756	\$ 69,685.07	
EXTRA VOTED - ROADS		0.9808	\$ 101,165.07	
EXTRA VOTED - SENIORS		0.2500	\$ 25,786.37	
<u>80000 VAN BUREN INTERMEDIATE</u>	103,145,462	5.9728		\$ 616,067.21
ALLOCATED		0.1414	\$ 14,584.77	
EXTRA VOTED-SPEC. ED.		3.3321	\$ 343,690.99	
EXTRA VOTED-VOCATIONAL		2.4993	\$ 257,791.45	
<u>80050 DECATUR*</u>				
EXTRA VOTED-NON HOME	-	18.0000	\$ -	\$ 856.46
EXTRA VOTED-NON HOME COM PP	-	6.0000	\$ -	
DEBT RETIREMENT	115,271	7.4300	\$ 856.46	
<u>80120 HARTFORD</u>				\$ 12,433.28
EXTRA VOTED-NON HOME	341,869	17.9370	\$ 6,132.10	
EXTRA VOTED-NON HOME COM PP	-	5.9370	\$ -	
DEBT RETIREMENT	2,100,392	3.0000	\$ 6,301.18	

Lawrence Township (13 & 44) - Continued

	TAXABLE VALUE	MILLS	ANTICIPATED REVENUE	UNIT TOTALS
<u>80130 LAWRENCE</u>				\$ 1,531,711.21
EXTRA VOTED-NON HOME	37,608,915	17.9532	\$ 675,200.37	
EXTRA VOTED-NON HOME COM PP	1,006,400	5.9532	\$ 5,991.30	
DEBT RETIREMENT	100,061,122	8.5000	\$ 850,519.54	
<hr/>				
<u>80160 PAW PAW</u>				\$ 7,934.34
EXTRA VOTED-NON HOME	45,066	18.0000	\$ 811.19	
EXTRA VOTED-NON HOME COM PP	-	6.0000	\$ -	
DEBT RETIREMENT	868,677	8.2000	\$ 7,123.15	
<hr/>				
<u>PAW PAW DISTRICT LIBRARY</u>	868,677			\$ 1,895.10
EXTRA VOTED - OPERATING		1.7507	\$ 1,520.79	
EXTRA VOTED - DEBT		0.4309	\$ 374.31	
<hr/>				
<u>VAN BUREN DISTRICT LIBRARY</u>	102,276,785	0.8917	\$ 91,200.21	\$ 91,200.21
<hr/>				
<u>SPECIAL ASSESSMENTS</u>				\$ 349,340.46
FIRE OPER (Taxable Real Only)	98,405,762	3.5500	\$ 349,340.46	
			\$ -	
<hr/>				
*Entire SEV qualifies as exempt under homestead			TOTAL WINTER LEVY	\$ 3,086,588.15
<hr/>				
<u>SUMMER TAX LEVY</u>				
<hr/>				
<u>STATE EDUCATION TAX</u>	101,918,962	6.0000	\$ 611,513.77	\$ 611,513.77
<hr/>				
<u>VAN BUREN COUNTY</u>	103,145,462	4.4719		\$ 461,256.19
ALLOCATED		4.4719	\$ 461,256.19	
<hr/>				
			TOTAL SUMMER LEVY	\$ 1,072,769.96

2014 Paw Paw Township (14 & 47)

	<u>STATE EQUALIZED VALUE</u>	<u>TAXABLE VALUE</u>	<u>HOMESTEAD VALUE</u>	<u>NON HOMESTEAD VALUE</u>
REAL PROPERTY				
Agricultural	22,557,300	10,086,979	9,712,242	374,737
Commercial	46,216,800	40,942,676	229,516	40,713,160
Industrial	12,811,100	12,037,644	-	12,037,644
Residential	181,872,200	164,133,346	115,707,231	48,426,115
TOTAL REAL	<u>263,457,400</u>	<u>227,200,645</u>	<u>125,648,989</u>	<u>101,551,656</u>
PERSONAL PROPERTY				
Agricultural	-	-	-	-
Commercial	7,284,200	7,284,200	7,284,200	-
Industrial	13,325,800	13,325,800	13,325,800	-
Residential	-	-	-	-
Utility	3,516,600	3,516,600	-	3,516,600
TOTAL PERSONAL	<u>24,126,600</u>	<u>24,126,600</u>	<u>20,610,000</u>	<u>3,516,600</u>
GRAND TOTAL	287,584,000	251,327,245	146,258,989	105,068,256
	<u>TAXABLE VALUE</u>	<u>MILLS</u>	<u>ANTICIPATED REVENUE</u>	<u>UNIT TOTALS</u>
<u>VAN BUREN COUNTY</u>	251,327,245	2.7002		\$ 678,633.84
ALLOCATED		0.0000	\$ -	
EXTRA VOTED-PUBLIC TRANSIT		0.2480	\$ 62,329.16	
EXTRA VOTED-AMBULANCE		0.9402	\$ 236,297.88	
EXTRA VOTED-ROADS		0.9769	\$ 245,521.59	
EXTRA VOTED-PUBLIC SAFETY		0.5351	\$ 134,485.21	
<u>PAW PAW TOWNSHIP</u>	251,327,245	0.8340		\$ 272,438.73
PAW PAW TOWNSHIP OPERATING		0.8340	\$ 209,606.92	
EXTRA VOTED - SENIORS		0.2500	\$ 62,831.81	
<u>80000 VAN BUREN INTERMEDIATE</u>	251,327,245	5.9728		\$ 1,501,127.36
ALLOCATED		0.1414	\$ 35,537.67	
EXTRA VOTED-SPEC. ED.		3.3321	\$ 837,447.51	
EXTRA VOTED-VOCATIONAL		2.4993	\$ 628,142.18	
<u>80050 DECATUR</u>				\$ 5,033.31
EXTRA VOTED-NON HOME	31,400	18.0000	\$ 565.20	
EXTRA VOTED-NON HOME COM PP	-	6.0000	\$ -	
DEBT RETIREMENT	601,361	7.4300	\$ 4,468.11	
<u>80130 LAWRENCE</u>				\$ 147,395.52
EXTRA VOTED-NON HOME	3,830,059	17.9532	\$ 68,761.82	
EXTRA VOTED-NON HOME COM PP	55,900	5.9532	\$ 332.78	
DEBT RETIREMENT	9,211,873	8.5000	\$ 78,300.92	

2014 Paw Paw Township (14 & 47) - Continued

	TAXABLE VALUE	MILLS	ANTICIPATED REVENUE	UNIT TOTALS
<u>80140 LAWTON</u>				\$ 64,124.80
EXTRA VOTED-NON HOME	617,486	17.6796	\$ 10,916.91	
EXTRA VOTED-NON HOME COM PP	-	5.6796	\$ -	
DEBT RETIREMENT	5,847,021	9.1000	\$ 53,207.89	
<hr/>				
<u>80160 PAW PAW</u>				\$ 3,786,446.72
EXTRA VOTED-NON HOME	100,589,311	18.0000	\$ 1,810,607.60	
EXTRA VOTED-NON HOME COM PP	7,228,300	6.0000	\$ 43,369.80	
DEBT RETIREMENT	235,666,990	8.2000	\$ 1,932,469.32	
<hr/>				
<u>PAW PAW DISTRICT LIBRARY</u>	235,666,990			\$ 514,131.11
EXTRA VOTED - OPERATING		1.7507	\$ 412,582.20	
EXTRA VOTED - DEBT		0.4309	\$ 101,548.91	
<hr/>				
<u>VAN BUREN DISTRICT LIBRARY</u>	15,660,255	0.8917	\$ 13,964.25	\$ 13,964.25
<hr/>				
<u>SPECIAL ASSESSMENTS</u>				\$ 227,200.65
FIRE OPERATING (REAL ONLY)	227,200,645	1.0000	\$ 227,200.65	
<hr/>				
			TOTAL WINTER LEVY	\$ 7,210,496.29
<hr/>				
<u>SUMMER TAX LEVY</u>				
<hr/>				
<u>STATE EDUCATION TAX</u>	238,001,445	6.0000	\$ 1,428,008.67	\$ 1,428,008.67
<hr/>				
<u>VAN BUREN COUNTY</u>	251,327,245	<u>4.4719</u>		\$ 1,123,910.31
ALLOCATED		4.4719	\$ 1,123,910.31	
<hr/>				
			TOTAL SUMMER LEVY	\$ 2,551,918.98

2014 Pine Grove Township (15)

	STATE EQUALIZED VALUE	TAXABLE VALUE	HOMESTEAD VALUE	NON HOMESTEAD VALUE
REAL PROPERTY				
Agricultural	15,260,800	6,275,724	5,814,540	461,184
Commercial	2,933,600	2,474,288	70,311	2,403,977
Industrial	571,400	342,921	59,829	283,092
Residential	86,286,700	69,237,936	56,662,831	12,575,105
TOTAL REAL	105,052,500	78,330,869	62,607,511	15,723,358
PERSONAL PROPERTY				
Agricultural	-	-	-	-
Commercial	468,400	468,400	468,400	-
Industrial	219,200	219,200	219,200	-
Residential	-	-	-	-
Utility	2,050,500	2,050,500	-	2,050,500
TOTAL PERSONAL	2,738,100	2,738,100	687,600	2,050,500
GRAND TOTAL	107,790,600	81,068,969	63,295,111	17,773,858
	TAXABLE VALUE	MILLS	ANTICIPATED REVENUE	UNIT TOTALS
<u>VAN BUREN COUNTY</u>	81,068,969	<u>2.7002</u>		\$ 218,902.43
ALLOCATED		0.0000	\$ -	
EXTRA VOTED-PUBLIC TRANSIT		0.2480	\$ 20,105.10	
EXTRA VOTED-AMBULANCE		0.9402	\$ 76,221.04	
EXTRA VOTED-ROADS		0.9769	\$ 79,196.28	
EXTRA VOTED-PUBLIC SAFETY		0.5351	\$ 43,380.01	
<u>PINE GROVE TOWNSHIP</u>	81,068,969	<u>4.2162</u>		\$ 362,070.23
ALLOCATED		0.7162	\$ 58,061.60	
EXTRA VOTED - ROADS		2.0000	\$ 162,137.94	
EXTRA VOTED - FIRE		1.5000	\$ 121,603.45	
EXTRA VOTED - SENIORS		0.2500	\$ 20,267.24	
<u>80000 VAN BUREN INTERMEDIATE</u>	72,728,908	<u>5.9728</u>		\$ 434,395.22
ALLOCATED		0.1414	\$ 10,283.87	
EXTRA VOTED-SPEC. ED.		3.3321	\$ 242,339.99	
EXTRA VOTED-VOCATIONAL		2.4993	\$ 181,771.36	
<u>03000 ALLEGAN INTERMEDIATE</u>	8,340,061	<u>4.1217</u>		\$ 34,375.23
ALLOCATED		0.1157	\$ 964.95	
EXTRA VOTED-SPEC. ED.		1.0367	\$ 8,646.14	
EXTRA VOTED-VOCATIONAL		1.4763	\$ 12,312.43	
EXTRA VOTED-HANDICAP		1.4930	\$ 12,451.71	

2014 Pine Grove Township (15) - Continued

	<u>TAXABLE VALUE</u>	<u>MILLS</u>	<u>ANTICIPATED REVENUE</u>	<u>UNIT TOTALS</u>
<u>80110 GOBLES</u>				\$ 949,536.95
EXTRA VOTED-NON HOME	16,332,532	18.0000	\$ 293,985.58	
EXTRA VOTED-NON HOME COM PP	165,200	6.0000	\$ 991.20	
DEBT RETIREMENT	72,728,908	9.0000	\$ 654,560.17	
<hr/>				
<u>03020 OTSEGO</u>				\$ 90,313.53
EXTRA VOTED-NON HOME	1,441,326	18.0000	\$ 25,943.87	
EXTRA VOTED-NON HOME COM PP	303,200	6.0000	\$ 1,819.20	
DEBT RETIREMENT	8,340,061	7.5000	\$ 62,550.46	
<hr/>				
VAN BUREN DISTRICT LIBRARY	81,068,969	0.8917	\$ 72,289.20	\$ 72,289.20
<hr/>				
<u>SPECIAL ASSESSMENTS</u>			\$ -	\$ -
<hr/>				
			TOTAL WINTER LEVY	\$ 2,161,882.79
<hr/>				
<u>SUMMER TAX LEVY</u>				
<hr/>				
STATE EDUCATION TAX	80,849,769	6.0000	\$ 485,098.61	\$ 485,098.61
<hr/>				
<u>VAN BUREN COUNTY ALLOCATED</u>	81,068,969	<u>4.4719</u> 4.4719	\$ 362,532.32	\$ 362,532.32
<hr/>				
			TOTAL SUMMER LEVY	\$ 847,630.93

2014 Porter Township (16)

	STATE EQUALIZED VALUE	TAXABLE VALUE	HOMESTEAD VALUE	NON HOMESTEAD VALUE
REAL PROPERTY				
Agricultural	29,000,900	13,811,717	13,194,774	616,943
Commercial	1,825,600	1,355,040	112,341	1,242,699
Industrial	1,973,000	1,945,557	-	1,945,557
Residential	123,083,700	105,055,725	62,800,156	42,255,569
TOTAL REAL	155,883,200	122,168,039	76,107,271	46,060,768
PERSONAL PROPERTY				
Agricultural	-	-	-	-
Commercial	331,900	331,900	331,900	-
Industrial	1,282,300	1,282,300	1,282,300	-
Residential	-	-	-	-
Utility	2,207,900	2,207,900	-	2,207,900
TOTAL PERSONAL	3,822,100	3,822,100	1,614,200	2,207,900
GRAND TOTAL	159,705,300	125,990,139	77,721,471	48,268,668
	TAXABLE VALUE	MILLS	ANTICIPATED REVENUE	UNIT TOTALS
<u>VAN BUREN COUNTY</u>	125,990,139	2.7002		\$ 340,198.57
ALLOCATED		0.0000	\$ -	
EXTRA VOTED-PUBLIC TRANSIT		0.2480	\$ 31,245.55	
EXTRA VOTED-AMBULANCE		0.9402	\$ 118,455.93	
EXTRA VOTED-ROADS		0.9769	\$ 123,079.77	
EXTRA VOTED-PUBLIC SAFETY		0.5351	\$ 67,417.32	
<u>PORTER TOWNSHIP</u>	125,990,139	1.2032		\$ 183,088.87
ALLOCATED		0.7032	\$ 88,596.27	
EXTRA VOTED - FIRE PROTECTION		0.5000	\$ 62,995.07	
EXTRA VOTED - SENIORS		0.2500	\$ 31,497.53	
<u>RENAISSANCE ZONE</u>				
<u>80140 LAWTON SCHOOLS</u>	-			\$ -
DEBT RETIREMENT		9.1000	\$ -	
<u>80000 VAN BUREN INTERMEDIATE</u>	104,500,095	5.9728		\$ 624,158.17
ALLOCATED		0.1414	\$ 14,776.31	
EXTRA VOTED-SPEC. ED.		3.3321	\$ 348,204.77	
EXTRA VOTED-VOCATIONAL		2.4993	\$ 261,177.09	
<u>14000 CASS INTERMEDIATE</u>	21,490,044	2.2317		\$ 47,959.33
ALLOCATED		0.2026	\$ 4,353.88	
EXTRA VOTED-SPEC. ED		2.0291	\$ 43,605.45	
<u>80140 LAWTON</u>				\$ 1,687,932.52
EXTRA VOTED-NON HOME	41,590,143	17.6796	\$ 735,297.09	
EXTRA VOTED-NON HOME COM PP	296,600	5.6796	\$ 1,684.57	
DEBT RETIREMENT	104,500,095	9.1000	\$ 950,950.86	

2014 Porter Township (16) - Continued

	TAXABLE VALUE	MILLS	ANTICIPATED REVENUE	UNIT TOTALS
<u>14050 MARCELLUS</u>				\$ 308,463.14
EXTRA VOTED-NON HOME	6,678,525	18.0000	\$ 120,213.45	
EXTRA VOTED-NON HOME COM PP	35,300	6.0000	\$ 211.80	
DEBT RETIREMENT	21,490,044	8.7500	\$ 188,037.89	
<hr/>				
VAN BUREN DISTRICT LIBRARY	125,990,139	0.8917	\$ 112,345.41	\$ 112,345.41
<hr/>				
<u>SPECIAL ASSESSMENTS</u>				\$ 122,168.04
ROADS (REAL ONLY)	122,168,039	1.0000	\$ 122,168.04	
			TOTAL WINTER LEVY	\$ 3,426,314.05
<hr/>				
<u>SUMMER TAX LEVY</u>				
<hr/>				
STATE EDUCATION TAX	124,707,839	6.0000	\$ 748,247.03	\$ 748,247.03
<hr/>				
<u>VAN BUREN COUNTY</u>	125,990,139	<u>4.4719</u>		\$ 563,415.30
ALLOCATED		4.4719	\$ 563,415.30	
<hr/>				
			TOTAL SUMMER LEVY	\$ 1,311,662.33

2014 South Haven Township (17)

	<u>STATE EQUALIZED VALUE</u>	<u>TAXABLE VALUE</u>	<u>HOMESTEAD VALUE</u>	<u>NON HOMESTEAD VALUE</u>
REAL PROPERTY				
Agricultural	8,077,200	4,680,989	4,288,617	392,372
Commercial	22,281,400	19,222,890	578,285	18,644,605
Industrial	916,300	806,110	-	806,110
Residential	134,748,200	107,728,612	62,793,314	44,935,298
TOTAL REAL	166,023,100	132,438,601	67,660,216	64,778,385
PERSONAL PROPERTY				
Agricultural	-	-	-	-
Commercial	2,240,300	2,240,300	2,240,300	-
Industrial	846,000	846,000	846,000	-
Residential	-	-	-	-
Utility	1,109,900	1,109,900	-	1,109,900
TOTAL PERSONAL	4,196,200	4,196,200	3,086,300	1,109,900
GRAND TOTAL	170,219,300	136,634,801	70,746,516	65,888,285
	<u>TAXABLE VALUE</u>	<u>MILLS</u>	<u>ANTICIPATED REVENUE</u>	<u>UNIT TOTALS</u>
<u>VAN BUREN COUNTY</u>	136,634,801	2.7002		\$ 368,941.29
ALLOCATED		0.0000	\$ -	
EXTRA VOTED-PUBLIC TRANSIT		0.2480	\$ 33,885.43	
EXTRA VOTED-AMBULANCE		0.9402	\$ 128,464.04	
EXTRA VOTED-ROADS		0.9769	\$ 133,478.54	
EXTRA VOTED-PUBLIC SAFETY		0.5351	\$ 73,113.28	
<u>SOUTH HAVEN CHARTER TWP</u>	136,634,801	2.4842		\$ 339,428.17
ALLOCATED		0.5604	\$ 76,570.14	
EXTRA VOTED-POLICE		0.7500	\$ 102,476.10	
EXTRA VOTED-SENIORS		0.2500	\$ 34,158.70	
SOUTH HAVEN HOSPITAL		0.3338	\$ 45,608.70	
SOUTH HAVEN LIBRARY		0.5900	\$ 80,614.53	
<u>80000 VAN BUREN INTERMEDIATE</u>	136,634,801	5.9728		\$ 816,092.34
ALLOCATED		0.1414	\$ 19,320.16	
EXTRA VOTED-SPEC. ED.		3.3321	\$ 455,280.82	
EXTRA VOTED-VOCATIONAL		2.4993	\$ 341,491.36	
<u>SPECIAL ASSESSMENTS</u>				\$ 345,664.75
FIRE PROTECTION (Taxable Real Only)	132,438,601	2.6100	\$ 345,664.75	
			\$ -	
TOTAL WINTER LEVY				\$ 1,870,126.55

2014 South Haven Township (17) - Continued

	TAXABLE VALUE	MILLS	ANTICIPATED REVENUE	UNIT TOTALS
<u>SUMMER TAX LEVY</u>				
<u>80010 SOUTH HAVEN</u>				\$ 1,767,231.78
EXTRA VOTED-NON HOME	62,698,245	18.0000	\$ 1,128,568.41	
EXTRA VOTED-NON HOME COM PP	2,240,300	6.0000	\$ 13,441.80	
DEBT RETIREMENT	130,254,494	4.8000	\$ 625,221.57	
<u>80040 COVERT</u>				\$ 57,420.72
EXTRA VOTED-NON HOME	3,190,040	18.0000	\$ 57,420.72	
EXTRA VOTED-NON HOME COM PP	-	6.0000	\$ -	
EXTRA VOTED- HOLD HARMLESS	6,380,307	0.0000	\$ -	
DEBT RETIREMENT	6,380,307	0.0000	\$ -	
STATE EDUCATION TAX	135,788,801	6.0000	\$ 814,732.81	\$ 814,732.81
LAKE MICHIGAN COLLEGE	130,254,494	1.7854	\$ 232,556.37	\$ 232,556.37
<u>VAN BUREN COUNTY</u>	136,634,801	<u>4.4719</u>		\$ 611,017.17
ALLOCATED		4.4719	\$ 611,017.17	
TOTAL SUMMER LEVY				\$ 3,482,958.85

2014 Waverly Township (18)

	STATE EQUALIZED VALUE	TAXABLE VALUE	HOMESTEAD VALUE	NON HOMESTEAD VALUE
REAL PROPERTY				
Agricultural	14,454,500	6,993,357	6,840,817	152,540
Commercial	2,054,300	1,818,686	78,081	1,740,605
Industrial	-	-	-	-
Residential	58,233,800	51,922,343	43,465,332	8,457,011
TOTAL REAL	74,742,600	60,734,386	50,384,230	10,350,156
PERSONAL PROPERTY				
Agricultural	-	-	-	-
Commercial	308,900	308,900	308,900	-
Industrial	-	-	-	-
Residential	-	-	-	-
Utility	1,137,700	1,137,700	-	1,137,700
TOTAL PERSONAL	1,446,600	1,446,600	308,900	1,137,700
GRAND TOTAL	76,189,200	62,180,986	50,693,130	11,487,856
	TAXABLE VALUE	MILLS	ANTICIPATED REVENUE	UNIT TOTALS
<u>VAN BUREN COUNTY</u>	62,180,986	2.7002		\$ 167,901.10
ALLOCATED		0.0000	\$ -	
EXTRA VOTED-PUBLIC TRANSIT		0.2480	\$ 15,420.88	
EXTRA VOTED-AMBULANCE		0.9402	\$ 58,462.56	
EXTRA VOTED-ROADS		0.9769	\$ 60,744.61	
EXTRA VOTED-PUBLIC SAFETY		0.5351	\$ 33,273.05	
<u>WAVERLY TOWNSHIP</u>	62,180,986	2.6762		\$ 181,954.00
ALLOCATED		0.6762	\$ 42,046.78	
EXTRA VOTED - ROADS		2.0000	\$ 124,361.97	
EXTRA VOTED - SENIORS		0.2500	\$ 15,545.25	
<u>80000 VAN BUREN INTERMEDIATE</u>	62,180,986	5.9728		\$ 371,394.59
ALLOCATED		0.1414	\$ 8,792.39	
EXTRA VOTED-SPEC. ED.		3.3321	\$ 207,193.26	
EXTRA VOTED-VOCATIONAL		2.4993	\$ 155,408.94	
<u>80020 BANGOR</u>				\$ 33,244.56
EXTRA VOTED-NON HOME	767,164	18.0000	\$ 13,808.95	
EXTRA VOTED-NON HOME COM PP	-	6.0000	\$ -	
DEBT RETIREMENT	3,736,755	5.2012	\$ 19,435.61	
<u>80090 BLOOMINGDALE</u>				\$ 144,426.18
EXTRA VOTED-NON HOME	3,066,124	18.0000	\$ 55,190.23	
EXTRA VOTED-NON HOME COM PP	8,400	6.0000	\$ 50.40	
DEBT RETIREMENT	11,148,194	8.0000	\$ 89,185.55	

2014 Waverly Township (18) - Continued

	<u>TAXABLE VALUE</u>	<u>MILLS</u>	<u>ANTICIPATED REVENUE</u>	<u>UNIT TOTALS</u>
<u>80110 GOBLES</u>				\$ 66,205.49
EXTRA VOTED-NON HOME	788,610	18.0000	\$ 14,194.98	
EXTRA VOTED-NON HOME COM PP	6,000	6.0000	\$ 36.00	
DEBT RETIREMENT	5,774,945	9.0000	\$ 51,974.51	
<hr/>				
<u>80130 LAWRENCE</u>				\$ 8,398.79
EXTRA VOTED-NON HOME	169,158	17.9532	\$ 3,036.93	
EXTRA VOTED-NON HOME COM PP	-	5.9532	\$ -	
DEBT RETIREMENT	630,807	8.5000	\$ 5,361.86	
<hr/>				
<u>80160 PAW PAW</u>				\$ 457,609.74
EXTRA VOTED-NON HOME	6,696,800	18.0000	\$ 120,542.40	
EXTRA VOTED-NON HOME COM PP	294,500	6.0000	\$ 1,767.00	
DEBT RETIREMENT	40,890,285	8.2000	\$ 335,300.34	
<hr/>				
<u>PAW PAW DISTRICT LIBRARY</u>	40,890,285			\$ 89,206.24
EXTRA VOTED - OPERATING		1.7507	\$ 71,586.62	
EXTRA VOTED - DEBT		0.4309	\$ 17,619.62	
<hr/>				
<u>VAN BUREN DISTRICT LIBRARY</u>	21,290,701	0.8917	\$ 18,984.92	\$ 18,984.92
<hr/>				
<u>SPECIAL ASSESSMENTS</u>				\$ 60,734.39
FIRE DISTRICT (Taxable Real Only)	60,734,386	1.0000	\$ 60,734.39	
			\$ -	
<hr/>				
*Entire SEV qualifies as exempt under homestead			TOTAL WINTER LEVY	\$ 1,600,060.00
<hr/>				
<u>SUMMER TAX LEVY</u>				
<hr/>				
<u>STATE EDUCATION TAX</u>	62,180,986	6.0000	\$ 373,085.92	\$ 373,085.92
<hr/>				
<u>VAN BUREN COUNTY</u>	62,180,986	<u>4.4719</u>		\$ 278,067.15
ALLOCATED		4.4719	\$ 278,067.15	
<hr/>				
TOTAL SUMMER LEVY				\$ 651,153.07

2014 City of Bangor (54)

	STATE EQUALIZED VALUE	TAXABLE VALUE	HOMESTEAD VALUE	NON HOMESTEAD VALUE
REAL PROPERTY				
Agricultural	-	-	-	-
Commercial	6,438,700	6,157,554	65,900	6,091,654
Industrial	2,759,200	2,635,287	-	2,635,287
Residential	19,574,100	17,559,033	13,159,670	4,399,363
TOTAL REAL	28,772,000	26,351,874	13,225,570	13,126,304
PERSONAL PROPERTY				
Agricultural	-	-	-	-
Commercial	697,000	697,000	697,000	-
Industrial	2,879,500	2,879,500	2,879,500	-
Residential	-	-	-	-
Utility	1,134,100	1,134,100	-	1,134,100
TOTAL PERSONAL	4,710,600	4,710,600	3,576,500	1,134,100
GRAND TOTAL	33,482,600	31,062,474	16,802,070	14,260,404
	TAXABLE VALUE	MILLS	ANTICIPATED REVENUE	UNIT TOTALS
<u>VAN BUREN COUNTY</u>	31,062,474	2.7002		\$ 83,874.89
ALLOCATED		0.0000	\$ -	
EXTRA VOTED-PUBLIC TRANSIT		0.2480	\$ 7,703.49	
EXTRA VOTED-AMBULANCE		0.9402	\$ 29,204.94	
EXTRA VOTED-ROADS		0.9769	\$ 30,344.93	
EXTRA VOTED-PUBLIC SAFETY		0.5351	\$ 16,621.53	
<u>BANGOR CITY</u>		0.5959		
SOUTH HAVEN HOSPITAL	31,062,474	0.3459	\$ 10,744.51	\$ 18,510.13
SENIORS		0.2500	\$ 7,765.62	
<u>RENAISSANCE ZONE</u>				
<u>80020 BANGOR SCHOOLS</u>				\$ -
DEBT RETIREMENT		5.2012	\$ -	
<u>80000 VAN BUREN INTERMEDIATE</u>	31,062,474	5.9728		\$ 185,529.94
ALLOCATED		0.1414	\$ 4,392.23	
EXTRA VOTED-SPEC. ED.		3.3321	\$ 103,503.27	
EXTRA VOTED-VOCATIONAL		2.4993	\$ 77,634.44	
<u>80020 BANGOR SCHOOLS</u>				\$ 422,431.41
EXTRA VOTED-NON HOME	14,260,404	18.0000	\$ 256,687.27	
EXTRA VOTED-NON HOME COM PP	697,000	6.0000	\$ 4,182.00	
DEBT RETIREMENT	31,062,474	5.2012	\$ 161,562.14	
<u>VAN BUREN DISTRICT LIBRARY</u>	31,062,474	0.8917	\$ 27,698.41	\$ 27,698.41
<u>SPECIAL ASSESSMENTS</u>				
FIRE DISTRICT (Taxable Real Only)	26,351,874	1.6250	\$ 42,821.80	\$ 95,525.55
POLICE-ACT 33/1951(Taxable Real Only)	26,351,874	2.0000	\$ 52,703.75	
TOTAL WINTER LEVY				\$ 833,570.33

2014 City of Bangor (54) - Continued

	<u>TAXABLE VALUE</u>	<u>MILLS</u>	<u>ANTICIPATED REVENUE</u>	<u>UNIT TOTALS</u>
<u>SUMMER TAX LEVY</u>				
STATE EDUCATION TAX	28,182,974	6.0000	\$ 169,097.84	\$ 169,097.84
<u>BANGOR CITY</u>	31,062,474	<u>14.3604</u>		\$ 446,069.55
CHARTER		14.3604	\$ 446,069.55	
BOND		0.0000	\$ -	
<u>RENAISSANCE ZONE</u>	-			\$ -
BOND		0.0000	\$ -	
<u>VAN BUREN COUNTY</u>	31,062,474	<u>4.4719</u>		\$ 138,908.28
ALLOCATED		4.4719	\$ 138,908.28	
<u>SPECIAL ASSESSMENTS</u>				
FIRE DISTRICT (Taxable Real Only)	26,351,874	1.6250	\$ 42,821.80	\$ 95,525.55
POLICE-ACT 33/1951(Taxable Real Only)	26,351,874	2.0000	\$ 52,703.75	
			TOTAL SUMMER LEVY	\$ 849,601.22

2014 City of Gobles (51)

	STATE EQUALIZED VALUE	TAXABLE VALUE	HOMESTEAD VALUE	NON HOMESTEAD VALUE
REAL PROPERTY				
Agricultural	113,100	89,331	16,731	72,600
Commercial	3,217,600	2,939,034	54,280	2,884,754
Industrial	-	-	-	-
Residential	9,149,000	8,613,667	6,548,396	2,065,271
TOTAL REAL	12,479,700	11,642,032	6,619,407	5,022,625
PERSONAL PROPERTY				
Agricultural	-	-	-	-
Commercial	496,600	496,600	496,600	-
Industrial	-	-	-	-
Residential	-	-	-	-
Utility	357,400	357,400	-	357,400
TOTAL PERSONAL	854,000	854,000	496,600	357,400
GRAND TOTAL	13,333,700	12,496,032	7,116,007	5,380,025
	TAXABLE VALUE	MILLS	ANTICIPATED REVENUE	UNIT TOTALS
<u>VAN BUREN COUNTY</u>	12,496,032	2.7002		\$ 33,741.79
ALLOCATED		0.0000	\$ -	
EXTRA VOTED-PUBLIC TRANSIT		0.2480	\$ 3,099.02	
EXTRA VOTED-AMBULANCE		0.9402	\$ 11,748.77	
EXTRA VOTED-ROADS		0.9769	\$ 12,207.37	
EXTRA VOTED-PUBLIC SAFETY		0.5351	\$ 6,686.63	
<u>GOBLES CITY</u>				
CHARTER	12,496,032	0.0000	\$ -	\$ 3,124.01
EXTRA VOTED - SENIORS		0.2500	\$ 3,124.01	
<u>80000 VAN BUREN INTERMEDIATE</u>	12,496,032	5.9728		\$ 74,636.30
ALLOCATED		0.1414	\$ 1,766.94	
EXTRA VOTED-SPEC. ED.		3.3321	\$ 41,638.03	
EXTRA VOTED-VOCATIONAL		2.4993	\$ 31,231.33	
<u>80110 GOBLES SCHOOLS</u>				\$ 212,284.34
EXTRA VOTED-NON HOME	5,380,025	18.0000	\$ 96,840.45	
EXTRA VOTED-NON HOME COM PP	496,600	6.0000	\$ 2,979.60	
DEBT RETIREMENT	12,496,032	9.0000	\$ 112,464.29	
VAN BUREN DISTRICT LIBRARY	12,496,032	0.8917	\$ 11,142.71	\$ 11,142.71
TOTAL WINTER LEVY				\$ 334,929.15
<u>SUMMER TAX LEVY</u>				
<u>GOBLES CITY</u>				
CHARTER	12,496,032	16.0930	\$ 201,098.64	\$ 201,098.64
STATE EDUCATION TAX	12,496,032	6.0000	\$ 74,976.19	\$ 74,976.19
<u>VAN BUREN COUNTY</u>	12,496,032	4.4719		\$ 55,881.01
ALLOCATED		4.4719	\$ 55,881.01	
TOTAL SUMMER LEVY				\$ 331,955.84

2014 City of Hartford (52) - Continued

<u>SUMMER TAX LEVY</u>	<u>TAXABLE VALUE</u>	<u>MILLS</u>	<u>ANTICIPATED REVENUE</u>	<u>UNIT TOTALS</u>
STATE EDUCATION TAX	31,298,353	6.0000	\$ 187,790.12	\$ 187,790.12
<u>VAN BUREN COUNTY</u> ALLOCATED	31,482,382	<u>4.4719</u> 4.4719	\$ 140,786.06	\$ 140,786.06
<u>HARTFORD CITY</u> CHARTER EXTRA VOTED BOND-WATER EXTRA VOTED-FIRE EQUIPMENT	31,482,382	<u>14.3463</u> 12.5463 1.8000 0.0000	\$ 394,987.41 \$ 56,668.29 \$ -	\$ 451,655.70
TOTAL SUMMER LEVY				\$ 780,231.88

2014 City of South Haven (53) - Continued

<u>SUMMER TAX LEVY</u>	<u>TAXABLE VALUE</u>	<u>MILLS</u>	<u>ANTICIPATED REVENUE</u>	<u>UNIT TOTALS</u>
<u>VAN BUREN COUNTY</u>	375,940,454	<u>4.4719</u>		
ALLOCATED		4.4719	\$ 1,681,168.12	\$ 1,681,168.12
<u>SOUTH HAVEN CITY</u>	375,940,454	<u>15.1939</u>		
CHARTER		10.2860	\$ 3,866,923.51	
EXTRA VOTED-STREET IMP		1.5813	\$ 594,474.64	
EXTRA VOTED-GARBAGE		2.0568	\$ 773,234.33	
EXTRA VOTED-NARCOTICS		0.6798	\$ 255,564.32	
LIBRARY		0.5900	\$ 221,804.87	
STATE EDUCATION TAX	365,812,854	6.0000	\$ 2,194,877.12	\$ 2,194,877.12
<u>80010 SOUTH HAVEN SCHOOLS</u>				\$ 6,321,784.40
EXTRA VOTED-NON HOME	248,690,190	18.0000	\$ 4,476,423.42	
EXTRA VOTED-NON HOME COM PP	6,807,800	6.0000	\$ 40,846.80	
DEBT RETIREMENT	375,940,454	4.8000	\$ 1,804,514.18	
LAKE MICHIGAN COLLEGE	375,940,454	1.7854	\$ 671,204.09	\$ 671,204.09
TOTAL SUMMER LEVY				\$ 16,581,035.40

2014 Village of Bloomingdale (42)

	<u>STATE EQUALIZED VALUE</u>	<u>TAXABLE VALUE</u>	<u>HOMESTEAD VALUE</u>	<u>NON HOMESTEAD VALUE</u>
REAL PROPERTY				
Agricultural	162,300	116,680	106,110	10,570
Commercial	1,061,700	1,009,592	-	1,009,592
Industrial	1,400	1,216	-	1,216
Residential	3,610,200	3,510,871	2,481,052	1,029,819
TOTAL REAL	<u>4,835,600</u>	<u>4,638,359</u>	<u>2,587,162</u>	<u>2,051,197</u>
PERSONAL PROPERTY				
Agricultural	-	-	-	-
Commercial	12,100	12,100	12,100	-
Industrial	2,100	2,100	2,100	-
Residential	-	-	-	-
Utility	243,200	243,200	-	243,200
TOTAL PERSONAL	<u>257,400</u>	<u>257,400</u>	<u>14,200</u>	<u>243,200</u>
GRAND TOTAL	5,093,000	4,895,759	2,601,362	2,294,397
	<u>TAXABLE VALUE</u>	<u>MILLS</u>	<u>ANTICIPATED REVENUE</u>	<u>UNIT TOTALS</u>

SUMMER TAX LEVY

<u>BLOOMINGDALE VILLAGE</u>	4,895,759	<u>13.5404</u>		\$ 66,290.53
OPERATIONS		9.6719	\$ 47,351.29	
STREETS		3.8685	\$ 18,939.24	
<u>SPECIAL ASSESSMENTS</u>				\$ -
DRAIN	-	0.0000	\$ -	
POLICE PROTECTION(Taxable Real Only)	-	0.0000	\$ -	
TOTAL SUMMER LEVY				\$ 66,290.53

2014 Village of Breedsville (40)

	<u>STATE EQUALIZED VALUE</u>	<u>TAXABLE VALUE</u>	<u>HOMESTEAD VALUE</u>	<u>NON HOMESTEAD VALUE</u>
REAL PROPERTY				
Agricultural	40,500	12,570	12,570	-
Commercial	97,400	85,575	-	85,575
Industrial	-	-	-	-
Residential	2,624,300	2,165,577	1,367,000	798,577
TOTAL REAL	<u>2,762,200</u>	<u>2,263,722</u>	<u>1,379,570</u>	<u>884,152</u>
PERSONAL PROPERTY				
Agricultural	-	-	-	-
Commercial	22,500	22,500	22,500	-
Industrial	-	-	-	-
Residential	-	-	-	-
Utility	181,550	181,550	-	181,550
TOTAL PERSONAL	<u>204,050</u>	<u>204,050</u>	<u>22,500</u>	<u>181,550</u>
GRAND TOTAL	2,966,250	2,467,772	1,402,070	1,065,702
	<u>TAXABLE VALUE</u>	<u>MILLS</u>	<u>ANTICIPATED REVENUE</u>	<u>UNIT TOTALS</u>

SUMMER TAX LEVY

<u>BREEDSVILLE VILLAGE</u>				\$	15,745.62
VILLAGE ACT	2,467,772	6.3805	\$	15,745.62	

TOTAL SUMMER LEVY \$ 15,745.62

2014 Village of Decatur (43)

	<u>STATE EQUALIZED VALUE</u>	<u>TAXABLE VALUE</u>	<u>HOMESTEAD VALUE</u>	<u>NON HOMESTEAD VALUE</u>
REAL PROPERTY				
Agricultural	-	-	-	-
Commercial	8,911,900	8,573,483	103,106	8,470,377
Industrial	1,808,700	1,545,277	-	1,545,277
Residential	18,554,900	18,020,375	13,128,063	4,892,312
TOTAL REAL	29,275,500	28,139,135	13,231,169	14,907,966
PERSONAL PROPERTY				
Agricultural	-	-	-	-
Commercial	7,461,400	7,461,400	7,461,400	-
Industrial	1,353,400	1,353,400	1,353,400	-
Residential	-	-	-	-
Utility	1,183,600	1,183,600	-	1,183,600
TOTAL PERSONAL	9,998,400	9,998,400	8,814,800	1,183,600
GRAND TOTAL	39,273,900	38,137,535	22,045,969	16,091,566
	<u>TAXABLE VALUE</u>	<u>MILLS</u>	<u>ANTICIPATED REVENUE</u>	<u>UNIT TOTALS</u>

SUMMER TAX LEVY

<u>DECATUR VILLAGE</u>	38,137,535	14.4487		\$ 551,037.81
VILLAGE ACT		11.4487	\$ 436,625.20	
STREETS		3.0000	\$ 114,412.61	
DDA ACT	9,169,723	1.8314	\$ 16,793.43	\$ 16,793.43
TOTAL SUMMER LEVY				\$ 567,831.24

2014 Village of Lawrence (44)

	<u>STATE EQUALIZED VALUE</u>	<u>TAXABLE VALUE</u>	<u>HOMESTEAD VALUE</u>	<u>NON HOMESTEAD VALUE</u>
REAL PROPERTY				
Agricultural	429,700	201,318	177,841	23,477
Commercial	2,434,600	2,112,401	-	2,112,401
Industrial	2,478,500	2,042,412	-	2,042,412
Residential	7,359,600	7,177,625	5,239,547	1,938,078
TOTAL REAL	<u>12,702,400</u>	<u>11,533,756</u>	<u>5,417,388</u>	<u>6,116,368</u>
PERSONAL PROPERTY				
Agricultural	-	-	-	-
Commercial	153,200	153,200	153,200	-
Industrial	345,600	345,600	345,600	-
Residential	-	-	-	-
Utility	636,200	636,200	-	636,200
TOTAL PERSONAL	<u>1,135,000</u>	<u>1,135,000</u>	<u>498,800</u>	<u>636,200</u>
GRAND TOTAL	13,837,400	12,668,756	5,916,188	6,752,568
	<u>TAXABLE VALUE</u>	<u>MILLS</u>	<u>ANTICIPATED REVENUE</u>	<u>UNIT TOTALS</u>

SUMMER TAX LEVY

<u>LAWRENCE VILLAGE</u>	12,668,756	<u>15.4875</u>		\$ 196,207.36
VILLAGE ACT		11.0627	\$ 140,150.65	
STREETS		4.4248	\$ 56,056.71	

TOTAL SUMMER LEVY \$ 196,207.36

2014 Village of Lawton (45)

	<u>STATE EQUALIZED VALUE</u>	<u>TAXABLE VALUE</u>	<u>HOMESTEAD VALUE</u>	<u>NON HOMESTEAD VALUE</u>
REAL PROPERTY				
Agricultural	247,900	79,419	79,419	-
Commercial	6,012,900	5,741,495	34,000	5,707,495
Industrial	1,813,400	1,598,943	-	1,598,943
Residential	21,056,500	20,240,737	16,127,484	4,113,253
TOTAL REAL	<u>29,130,700</u>	<u>27,660,594</u>	<u>16,240,903</u>	<u>11,419,691</u>
PERSONAL PROPERTY				
Agricultural	-	-	-	-
Commercial	928,700	928,700	928,700	-
Industrial	9,433,200	9,433,200	9,433,200	-
Residential	-	-	-	-
Utility	1,114,300	1,114,300	-	1,114,300
TOTAL PERSONAL	<u>11,476,200</u>	<u>11,476,200</u>	<u>10,361,900</u>	<u>1,114,300</u>
GRAND TOTAL	40,606,900	39,136,794	26,602,803	12,533,991
	<u>TAXABLE VALUE</u>	<u>MILLS</u>	<u>ANTICIPATED REVENUE</u>	<u>UNIT TOTALS</u>

SUMMER TAX LEVY

<u>LAWTON VILLAGE</u>	39,136,794	<u>16.9595</u>		\$ 663,740.47
VILLAGE ACT		11.4594	\$ 448,484.18	
VILLAGE ACT		4.5835	\$ 179,383.50	
LIBRARY		0.9166	\$ 35,872.79	
TOTAL SUMMER LEVY				\$ 663,740.47

2014 Village of Paw Paw (47)

	<u>STATE EQUALIZED VALUE</u>	<u>TAXABLE VALUE</u>	<u>HOMESTEAD VALUE</u>	<u>NON HOMESTEAD VALUE</u>
REAL PROPERTY				
Agricultural	39,852,300	30,200	30,200	-
Commercial	2,211,200	35,859,312	200,345	35,658,967
Industrial	43,446,800	2,166,820	-	2,166,820
Residential	3,507,500	40,531,512	30,128,151	10,403,361
TOTAL REAL	89,017,800	78,587,844	30,358,696	48,229,148
PERSONAL PROPERTY				
Agricultural	-	-	-	-
Commercial	3,507,500	3,507,500	3,507,500	-
Industrial	2,379,100	2,379,100	2,379,100	-
Residential	-	-	-	-
Utility	605,700	605,700	-	605,700
TOTAL PERSONAL	6,492,300	6,492,300	5,886,600	605,700
GRAND TOTAL	95,510,100	85,080,144	36,245,296	48,834,848

	<u>TAXABLE VALUE</u>	<u>MILLS</u>	<u>ANTICIPATED REVENUE</u>	<u>UNIT TOTALS</u>
--	--------------------------	--------------	--------------------------------	--------------------

SUMMER TAX LEVY

<u>PAW PAW VILLAGE</u>	85,080,144	<u>15.8551</u>		\$ 1,348,954.19
CHARTER		11.3252	\$ 963,549.65	
STREETS		4.5299	\$ 385,404.54	

TOTAL SUMMER LEVY \$ 1,348,954.19

**2014 VAN BUREN COUNTY
SCHOOL TAX DOLLARS BY DISTRICT**

DISTRICT/UNIT	\$ NON HOMESTEAD TAX	EXTRA VOTED HOLD HARMLESS	DEBT	TOTAL LEVY
80020 BANGOR SCHOOLS				
Arlington Township	\$ 304,029.22		\$ 222,223.84	\$ 526,253.06
Bangor Township	\$ 312,102.68		\$ 242,970.51	\$ 555,073.19
Columbia Township	\$ 327,303.31		\$ 197,256.37	\$ 524,559.68
Covert Township	\$ 5,067.63		\$ 5,445.68	\$ 10,513.31
Geneva Township	\$ 109,834.24		\$ 117,126.79	\$ 226,961.03
Waverly Township	\$ 13,808.95		\$ 19,435.61	\$ 33,244.56
Bangor City	\$ 260,869.27		\$ 161,562.14	\$ 422,431.41
80020 SCHOOL TOTALS	\$ 1,333,015.30		\$ 966,020.94	\$ 2,299,036.24
80090 BLOOMINGDALE SCHOOLS				
Bloomington Township	\$ 332,957.92		\$ 376,863.53	\$ 709,821.45
Columbia Township	\$ 367,898.41		\$ 364,465.11	\$ 732,363.52
Waverly Township	\$ 55,240.63		\$ 89,185.55	\$ 144,426.18
80090 SCHOOL TOTALS	\$ 756,096.96		\$ 830,514.19	\$ 1,586,611.15
11330 COLOMA SCHOOLS				
Covert Township	\$ 3,567.46		\$ 866.39	\$ 4,433.85
11330 SCHOOL TOTALS	\$ 3,567.46		\$ 866.39	\$ 4,433.85
80040 COVERT SCHOOLS				
Bangor Township	\$ 118.87	\$ -		\$ 118.87
Covert Township	\$ 9,447,651.78			\$ 9,447,651.78
Geneva Township	\$ 1,644.19	\$ -		\$ 1,644.19
South Haven Township	\$ 57,420.72	\$ -		\$ 57,420.72
80040 SCHOOL TOTALS	\$ 9,506,835.56			\$ 9,506,835.56
80050 DECATUR SCHOOLS				
Decatur Township	\$ 551,825.08		\$ 640,726.35	\$ 1,192,551.43
Hamilton Township	\$ 266,902.47		\$ 377,245.11	\$ 644,147.58
Lawrence Township	\$ -		\$ 856.46	\$ 856.46
Paw Paw Township	\$ 565.20		\$ 4,468.11	\$ 5,033.31
80050 SCHOOL TOTALS	\$ 819,292.75		\$ 1,023,296.03	\$ 1,842,588.78
14020 DOWAGIAC SCHOOLS				
Keeler Township	\$ 1,254,585.56		\$ 319,380.44	\$ 1,573,966.00
14020 SCHOOL TOTALS	\$ 1,254,585.56		\$ 319,380.44	\$ 1,573,966.00
80110 GOBLES SCHOOLS				
Almena Township	\$ 87,088.95		\$ 233,810.00	\$ 320,898.95
Bloomington Township	\$ 277,866.58		\$ 353,029.19	\$ 630,895.77
Pine Grove Township	\$ 294,976.78		\$ 654,560.17	\$ 949,536.95
Waverly Township	\$ 14,230.98		\$ 51,974.51	\$ 66,205.49
Gobles City	\$ 99,820.05		\$ 112,464.29	\$ 212,284.34
80110 SCHOOL TOTALS	\$ 773,983.34		\$ 1,405,838.16	\$ 2,179,821.50
80120 HARTFORD SCHOOLS				
Bangor Township	\$ 70,915.27		\$ 26,791.59	\$ 97,706.86
Hartford Township	\$ 303,311.26		\$ 188,162.82	\$ 491,474.08
Keeler Township	\$ 61,140.03		\$ 55,457.71	\$ 116,597.74
Lawrence Township	\$ 6,132.10		\$ 6,301.18	\$ 12,433.28
Hartford City	\$ 283,621.11		\$ 94,447.15	\$ 378,068.26
80120 SCHOOL TOTALS	\$ 725,119.77		\$ 371,160.45	\$ 1,096,280.22
80130 LAWRENCE SCHOOLS				
Arlington Township	\$ 37,657.86		\$ 99,859.50	\$ 137,517.36
Lawrence Township	\$ 681,191.67		\$ 850,519.54	\$ 1,531,711.21
Paw Paw Township	\$ 69,094.60		\$ 78,300.92	\$ 147,395.52
Waverly Township	\$ 3,036.93		\$ 5,361.86	\$ 8,398.79
80130 SCHOOL TOTALS	\$ 790,981.06		\$ 1,034,041.82	\$ 1,825,022.88

**2014 VAN BUREN COUNTY
SCHOOL TAX DOLLARS BY DISTRICT**

DISTRICT/UNIT	\$ NON HOMESTEAD TAX	EXTRA VOTED HOLD HARMLESS	DEBT	TOTAL LEVY
80140 LAWTON SCHOOLS				
Antwerp Township	\$ 330,460.63		\$ 761,060.25	\$ 1,091,520.88
Decatur Township	\$ 2,262.83		\$ 17,279.42	\$ 19,542.25
Paw Paw Township	\$ 10,916.91		\$ 53,207.89	\$ 64,124.80
Porter Township	\$ 736,981.66		\$ 950,950.86	\$ 1,687,932.52
80140 SCHOOL TOTALS	\$ 1,080,622.03		\$ 1,782,498.42	\$ 2,863,120.45
14050 MARCELLUS SCHOOLS				
Decatur Township	\$ 469.46		\$ 410.90	\$ 880.36
Porter Township	\$ 120,425.25		\$ 188,037.89	\$ 308,463.14
14050 SCHOOL TOTALS	\$ 120,894.71		\$ 188,448.79	\$ 309,343.50
80150 MATTAWAN SCHOOLS				
Almena Township	\$ 53,521.69		\$ 181,811.15	\$ 235,332.84
Antwerp Township	\$ 798,415.32		\$ 787,988.95	\$ 1,586,404.27
80150 SCHOOL TOTALS	\$ 851,937.01		\$ 969,800.10	\$ 1,821,737.11
3020 OTSEGO SCHOOLS				
Pine Grove Township	\$ 27,763.07		\$ 62,550.46	\$ 90,313.53
3020 SCHOOL TOTALS	\$ 27,763.07		\$ 62,550.46	\$ 90,313.53
80160 PAW PAW SCHOOLS				
Almena Township	\$ 207,289.24		\$ 745,702.01	\$ 952,991.25
Antwerp Township	\$ 249,073.85		\$ 538,951.49	\$ 788,025.34
Lawrence Township	\$ 811.19		\$ 7,123.15	\$ 7,934.34
Paw Paw Township	\$ 1,853,977.40		\$ 1,932,469.32	\$ 3,786,446.72
Waverly Township	\$ 122,309.40		\$ 335,300.34	\$ 457,609.74
80160 SCHOOL TOTALS	\$ 2,433,461.08		\$ 3,559,546.31	\$ 5,993,007.39
80010 SOUTH HAVEN SCHOOLS				
Covert Township	\$ -		\$ 127.20	\$ 127.20
Geneva Township	\$ 406,104.46		\$ 304,276.61	\$ 710,381.07
South Haven Township	\$ 1,142,010.21		\$ 625,221.57	\$ 1,767,231.78
South Haven City	\$ 4,517,270.22		\$ 1,804,514.18	\$ 6,321,784.40
80010 SCHOOL TOTALS	\$ 6,065,384.89		\$ 2,734,139.56	\$ 8,799,524.45
11320 WATERVLIT SCHOOLS				
Covert Township	\$ 2,663.53		\$ 4,276.10	\$ 6,939.63
Hartford Township	\$ 6,010.38		\$ 12,860.71	\$ 18,871.09
Keeler Township	\$ 202.63		\$ 5,805.26	\$ 6,007.89
11320 SCHOOL TOTALS	\$ 8,876.54		\$ 22,942.07	\$ 31,818.61
80240 WOOD SCHOOLS				
Bangor Township	\$ 34,700.51		\$ -	\$ 34,700.51
80240 SCHOOL TOTALS	\$ 34,700.51		\$ -	\$ 34,700.51
GRAND TOTALS	\$ 26,587,117.60	\$ -	\$ 15,271,044.13	\$ 41,858,161.73

*Debt totals do not include dollars incurred from parcel boundary changes

**2014 VAN BUREN COUNTY
INTERMEDIATE SCHOOL TAX DOLLARS BY DISTRICT**

DISTRICT	TAXABLE VALUE	ALLOCATED/ OPERATING	EXTRA VOTED	TOTAL LEVY
----------	---------------	-------------------------	-------------	------------

VAN BUREN COUNTY				
80020 Bangor Schools	185,730,396	\$ 26,262.28	\$ 1,083,068.23	\$ 1,109,330.51
80090 Bloomingdale Schools	103,814,274	\$ 14,679.34	\$ 605,382.56	\$ 620,061.90
80040 Covert Schools	527,800,698	\$ 74,631.02	\$ 3,077,816.99	\$ 3,152,448.01
80050 Decatur Schools	137,724,903	\$ 19,474.30	\$ 803,129.00	\$ 822,603.30
80110 Gobles Schools	156,204,239	\$ 22,087.28	\$ 910,889.40	\$ 932,976.68
80120 Hartford Schools	123,720,145	\$ 17,494.03	\$ 721,461.65	\$ 738,955.68
80130 Lawrence Schools	121,651,978	\$ 17,201.59	\$ 709,401.34	\$ 726,602.93
80140 Lawton Schools	195,878,948	\$ 27,697.28	\$ 1,142,248.50	\$ 1,169,945.78
80150 Mattawan Schools	223,544,331	\$ 31,609.17	\$ 1,303,576.41	\$ 1,335,185.58
80160 Paw Paw Schools	434,091,013	\$ 61,380.47	\$ 2,531,358.33	\$ 2,592,738.80
80010 South Haven Schools	333,770,327	\$ 47,195.12	\$ 1,946,348.28	\$ 1,993,543.41
80240 Wood Schools	5,202,733	\$ 735.67	\$ 30,339.22	\$ 31,074.88
VAN BUREN TOTALS	2,549,133,985	\$ 360,447.55	\$ 14,865,019.92	\$ 15,225,467.47

ALLEGAN COUNTY				
Otsego Schools	8,340,061	\$ 964.95	\$ 33,410.28	\$ 34,375.23
ALLEGAN TOTALS	8,340,061	\$ 964.95	\$ 33,410.28	\$ 34,375.23

BERRIEN COUNTY				
Coloma Schools	251,859	\$ 43.95	\$ 552.93	\$ 596.88
Watervliet Schools	3,325,758	\$ 580.34	\$ 7,301.37	\$ 7,881.71
BERRIEN TOTALS	3,577,617	\$ 624.29	\$ 7,854.30	\$ 8,478.59

CASS COUNTY				
Dowagiac Schools	112,063,311	\$ 22,704.03	\$ 227,387.66	\$ 250,091.69
Marcellus Schools	21,537,004	\$ 4,363.40	\$ 43,700.73	\$ 48,064.13
CASS TOTALS	133,600,315	\$ 27,067.42	\$ 271,088.40	\$ 298,155.82

GRAND TOTALS	2,694,651,978	\$ 389,104.21	\$ 15,177,372.90	\$ 15,566,477.11
---------------------	----------------------	----------------------	-------------------------	-------------------------

**2014 VAN BUREN COUNTY
COMMUNITY COLLEGE TAX DOLLARS BY UNIT**

UNIT	TOTAL TAXABLE		TOTAL LEVY
------	---------------	--	------------

KALAMAZOO VALLEY COMMUNITY COLLEGE			
001 Almena Township	41,980,056	\$	118,110.89
002 Antwerp Township	181,564,275	\$	510,831.09
TOTAL LEVY	223,544,331	\$	628,941.98

LAKE MICHIGAN COLLEGE			
007 Covert Township	658,977,642	\$	1,176,538.68
009 Geneva Township	63,390,960	\$	113,178.22
017 South Haven Township	130,254,494	\$	232,556.37
053 South Haven City	375,940,454	\$	671,204.09
TOTAL LEVY	1,228,563,550	\$	2,193,477.36

SOUTHWESTERN MICHIGAN COLLEGE			
010 Hamilton Township	50,773,231	\$	123,277.40
012 Keeler Township	131,390,763	\$	319,016.77
TOTAL LEVY	182,163,994	\$	442,294.17

GRAND TOTAL	1,634,271,875	\$	3,264,713.51
--------------------	----------------------	-----------	---------------------

**2014 VAN BUREN COUNTY
STATE EDUCATION TAX DOLLARS BY UNIT**

UNIT	TAXABLE	OPERATING	TOTAL LEVY
0001 Almena Township	158,868,214	\$ 953,209.28	\$ 953,209.28
0002 Antwerp Township	311,627,962	\$ 1,869,767.77	\$ 1,869,767.77
0003 Arlington Township	54,473,671	\$ 326,842.03	\$ 326,842.03
0004 Bangor Township	60,837,992	\$ 365,027.95	\$ 365,027.95
0005 Bloomingdale Township	85,810,406	\$ 514,862.44	\$ 514,862.44
0006 Columbia Township	83,076,354	\$ 498,458.12	\$ 498,458.12
0007 Covert Township	560,585,142	\$ 3,363,510.85	\$ 3,363,510.85
0008 Decatur Township	86,727,937	\$ 520,367.62	\$ 520,367.62
0009 Geneva Township	86,033,137	\$ 516,198.82	\$ 516,198.82
0010 Hamilton Township	50,318,631	\$ 301,911.79	\$ 301,911.79
0011 Hartford Township	64,580,570	\$ 387,483.42	\$ 387,483.42
0012 Keeler Township	129,731,363	\$ 778,388.18	\$ 778,388.18
0013 Lawrence Township	101,918,962	\$ 611,513.77	\$ 611,513.77
0014 Paw Paw Township	238,001,445	\$ 1,428,008.67	\$ 1,428,008.67
0015 Pine Grove Township	80,849,769	\$ 485,098.61	\$ 485,098.61
0016 Porter Township	124,707,839	\$ 748,247.03	\$ 748,247.03
0017 South Haven Township	135,788,801	\$ 814,732.81	\$ 814,732.81
0018 Waverly Township	62,180,986	\$ 373,085.92	\$ 373,085.92
0054 Bangor City	28,182,974	\$ 169,097.84	\$ 169,097.84
0051 Gobles City	12,496,032	\$ 74,976.19	\$ 74,976.19
0052 Hartford City	31,298,353	\$ 187,790.12	\$ 187,790.12
0053 South Haven City	365,812,854	\$ 2,194,877.12	\$ 2,194,877.12
TOTAL LEVY	2,913,909,394	\$ 17,483,456.35	\$ 17,483,456.35

**2014 VAN BUREN COUNTY
COUNTY TAX DOLLARS BY UNITS**

UNIT	ALLOCATED	EXTRA VOTED AMBULANCE	EXTRA VOTED ROADS	EXTRA VOTED PUBLIC SAFETY	EXTRA VOTED PUBLIC TRANSIT	TOTAL LEVY
0001 Almena Township	\$ 710,576.92	\$ 149,396.10	\$ 155,227.67	\$ 85,026.43	\$ 39,406.76	\$ 1,100,227.12
0002 Antwerp Township	\$ 1,479,854.84	\$ 311,133.86	\$ 323,278.74	\$ 177,076.93	\$ 82,068.92	\$ 2,291,344.37
0003 Arlington Township	\$ 243,600.81	\$ 51,216.15	\$ 53,215.33	\$ 29,148.86	\$ 13,509.47	\$ 377,181.15
0004 Bangor Township	\$ 272,463.89	\$ 57,284.50	\$ 59,520.56	\$ 32,602.57	\$ 15,110.14	\$ 421,871.52
0005 Bloomingdale Township	\$ 386,074.36	\$ 81,170.67	\$ 84,339.10	\$ 46,197.01	\$ 21,410.68	\$ 597,781.14
0006 Columbia Township	\$ 373,328.99	\$ 78,491.00	\$ 81,554.84	\$ 44,671.92	\$ 20,703.86	\$ 578,046.75
0007 Covert Township	\$ 2,946,882.12	\$ 619,570.78	\$ 643,755.26	\$ 352,618.94	\$ 163,426.46	\$ 4,562,827.10
0008 Decatur Township	\$ 394,335.88	\$ 82,907.62	\$ 86,143.86	\$ 47,185.57	\$ 21,868.85	\$ 610,572.93
0009 Geneva Township	\$ 384,753.94	\$ 80,893.06	\$ 84,050.66	\$ 46,039.01	\$ 21,337.46	\$ 595,736.67
0010 Hamilton Township	\$ 227,052.81	\$ 47,736.99	\$ 49,600.37	\$ 27,168.76	\$ 12,591.76	\$ 351,558.93
0011 Hartford Township	\$ 288,818.87	\$ 60,723.07	\$ 63,093.35	\$ 34,559.58	\$ 16,017.15	\$ 447,194.87
0012 Keeler Township	\$ 587,566.35	\$ 123,533.60	\$ 128,355.64	\$ 70,307.20	\$ 32,584.91	\$ 909,762.79
0013 Lawrence Township	\$ 461,256.19	\$ 96,977.36	\$ 100,762.80	\$ 55,193.14	\$ 25,580.07	\$ 714,189.49
0014 Paw Paw Township	\$ 1,123,910.31	\$ 236,297.88	\$ 245,521.59	\$ 134,485.21	\$ 62,329.16	\$ 1,740,214.99
0015 Pine Grove Township	\$ 362,532.32	\$ 76,221.04	\$ 79,196.28	\$ 43,380.01	\$ 20,105.10	\$ 561,329.65
0016 Porter Township	\$ 563,415.30	\$ 118,455.93	\$ 123,079.77	\$ 67,417.32	\$ 31,245.55	\$ 872,368.32
0017 South Haven Township	\$ 611,017.17	\$ 128,464.04	\$ 133,478.54	\$ 73,113.28	\$ 33,885.43	\$ 946,073.03
0018 Waverly Township	\$ 278,067.15	\$ 58,462.56	\$ 60,744.61	\$ 33,273.05	\$ 15,420.88	\$ 430,547.37
0054 Bangor City	\$ 138,908.28	\$ 29,204.94	\$ 30,344.93	\$ 16,621.53	\$ 7,703.49	\$ 215,079.68
0051 Gobles City	\$ 55,881.01	\$ 11,748.77	\$ 12,207.37	\$ 6,686.63	\$ 3,099.02	\$ 86,523.78
0052 Hartford City	\$ 140,786.06	\$ 29,599.74	\$ 30,755.14	\$ 16,846.22	\$ 7,807.63	\$ 217,987.16
0053 South Haven City	\$ 1,681,168.12	\$ 353,459.21	\$ 367,256.23	\$ 201,165.74	\$ 93,233.23	\$ 2,603,049.30
GRAND TOTALS	\$ 13,712,251.69	\$ 2,882,948.87	\$ 2,995,482.64	\$ 1,640,784.91	\$ 760,445.98	\$ 21,231,468.11
Plus IFT Tax Revenue	\$ 70,903.40					
Less Pending NCG Appeal	\$ 1,024,000.00					
Less Capture	\$ 400,000.00					
Total Revenue	\$ 12,359,155.09					

**2014 VAN BUREN COUNTY
TOWNSHIP, CITY & VILLAGE TAX DOLLARS BY UNIT**

UNIT	TAXABLE	OPERATING	EXTRA VOTED	TOTAL LEVY
------	---------	-----------	-------------	------------

TOWNSHIPS & CITIES				
001 Almena Township	158,898,214	\$ 123,559.25	\$ 339,025.23	\$ 462,584.48
002 Antwerp Township	330,923,062	\$ 292,767.63	\$ 82,730.77	\$ 375,498.40
0003 Arlington Township	54,473,671	\$ 40,947.86	\$ 154,585.39	\$ 195,533.25
0004 Bangor Township	60,927,992	\$ 51,581.64	\$ 278,897.89	\$ 330,479.53
0005 Bloomingdale Township	86,333,406	\$ 61,564.35	\$ 356,246.17	\$ 417,810.52
0006 Columbia Township	83,483,304	\$ 63,188.51	\$ 283,492.61	\$ 346,681.12
0007 Covert Township	658,977,642	\$ 544,183.74	\$ 4,115,249.48	\$ 4,659,433.22
0008 Decatur Township	88,180,837	\$ 79,195.21	\$ 198,406.88	\$ 277,602.09
0009 Geneva Township	86,038,137	\$ 67,195.78	\$ 310,494.42	\$ 377,690.20
0010 Hamilton Township	50,773,231	\$ 39,389.87	\$ 63,364.99	\$ 102,754.86
0011 Hartford Township	64,585,270	\$ 54,025.58	\$ 154,985.28	\$ 209,010.86
0012 Keeler Township	131,390,763	\$ 92,288.87	\$ 360,102.66	\$ 452,391.53
0013 Lawrence Township	103,145,462	\$ 69,685.07	\$ 126,951.44	\$ 196,636.51
0014 Paw Paw Township	251,327,245	\$ 209,606.92	\$ 62,831.81	\$ 272,438.73
0015 Pine Grove Township	81,068,969	\$ 58,061.60	\$ 304,008.63	\$ 362,070.23
0016 Porter Township	125,990,139	\$ 88,596.27	\$ 94,492.60	\$ 183,088.87
0017 South Haven Township	136,634,801	\$ 76,570.14	\$ 262,858.03	\$ 339,428.17
0018 Waverly Township	62,180,986	\$ 42,046.78	\$ 139,907.22	\$ 181,954.00
0054 Bangor City	31,062,474	\$ 446,069.55	\$ 7,765.62	\$ 453,835.17
0051 Gobles City	12,496,032	\$ 201,098.64	\$ 3,124.01	\$ 204,222.65
0052 Hartford City	31,482,382	\$ 394,987.41	\$ 64,538.89	\$ 459,526.30
0053 South Haven City	375,940,454	\$ 3,866,923.51	\$ 2,063,311.59	\$ 5,930,235.10
COUNTY TOTAL	3,066,314,473	\$ 6,963,534.18	\$ 9,827,371.61	\$ 16,790,905.79

VILLAGE LEVIES ONLY				
042 Bloomingdale Village	4,895,759	\$ 47,351.29	\$ 18,939.24	\$ 66,290.53
040 Breedsville Village	2,467,772	\$ 15,745.62	\$ -	\$ 15,745.62
043 Decatur Village	38,137,535	\$ 436,625.20	\$ 114,412.61	\$ 551,037.81
044 Lawrence Village	12,668,756	\$ 140,150.65	\$ 56,056.71	\$ 196,207.36
045 Lawton Village	39,136,794	\$ 448,484.18	\$ 215,256.29	\$ 663,740.47
046 Mattawan Village	56,684,229	\$ 252,091.77	\$ -	\$ 252,091.77
047 Paw Paw Village	85,080,144	\$ 963,549.65	\$ 385,404.54	\$ 1,348,954.19
TOTAL VILLAGE LEVIES	239,070,989	\$ 2,303,998.36	\$ 790,069.39	\$ 3,094,067.75

**2014 VAN BUREN COUNTY
LIBRARY AUTHORITY TAXABLE AND REVENUE BY UNIT**

UNIT	TOTAL TAXABLE	TOTAL LEVY
DOWAGIAC DISTRICT LIBRARY		
0012 Keeler Township	112,063,311	\$ 79,329.62
DOWAGIAC TOTALS	112,063,311	\$ 79,329.62
HARTFORD DISTRICT LIBRARY		
0011 Hartford Township	64,585,270	\$ 99,506.53
0052 Hartford City	31,482,382	\$ 48,504.91
HARTFORD TOTALS	96,067,652	\$ 148,011.43
PAW PAW DISTRICT LIBRARY - OPERATING & DEBT LEVY		
0001 Almena Township	90,939,269	\$ 198,393.11
0002 Antwerp Township	65,725,792	\$ 143,387.38
0013 Lawrence Township	868,677	\$ 1,895.10
0014 Paw Paw Township	235,666,990	\$ 514,131.11
0018 Waverly Township	40,890,285	\$ 89,206.24
PAW PAW TOTALS	434,091,013	\$ 947,012.94
VAN BUREN DISTRICT LIBRARY		
0001 Almena Township	67,958,945	\$ 60,598.99
0002 Antwerp Township	223,466,376	\$ 199,264.97
0003 Arlington Township	54,473,671	\$ 48,574.17
0004 Bangor Township	60,927,992	\$ 54,329.49
0005 Bloomingdale Township	86,333,406	\$ 76,983.50
0006 Columbia Township	83,483,304	\$ 74,442.06
0007 Covert Township	658,977,642	\$ 587,610.36
0008 Decatur Township	88,180,837	\$ 78,630.85
0010 Hamilton Township	50,773,231	\$ 45,274.49
0013 Lawrence Township	102,276,785	\$ 91,200.21
0014 Paw Paw Township	15,660,255	\$ 13,964.25
0015 Pine Grove Township	81,068,969	\$ 72,289.20
0016 Porter Township	125,990,139	\$ 112,345.41
0018 Waverly Township	21,290,701	\$ 18,984.92
0054 Bangor City	31,062,474	\$ 27,698.41
0051 Gobles City	12,496,032	\$ 11,142.71
VAN BUREN TOTALS	1,764,420,759	\$ 1,573,333.99
GRAND TOTAL	2,406,642,735	\$ 2,747,687.98

**2014 VAN BUREN COUNTY
RENAISSANCE ZONE TOTALS
TOOL & DIE ZONE**

DISTRICT/UNIT	TAXABLE VALUE	TOTAL LEVY
010 Antwerp Township - Mattawan Village		
School Debt - Mattawan School	2,594,100 \$	11,258.39
ANTWERP TWP ZONE TOTALS	2,594,100 \$	11,258.39
TOTAL COUNTY RENAISSANCE ZONE	\$ 2,594,100	\$ 11,258.39